



Location: CMA1b - Oil Street Site Office

Report on 24-hour TSP monitoring

Action Level ($\mu\text{g}/\text{m}^3$) - 176.7

Limit Level ($\mu\text{g}/\text{m}^3$) - 260

Date	Sampling Time	Weather Condition	Filter paper no.	Filter Weight, g		Elapse Time, hr		Sampling Time, hr	Flow Rate, m^3/min			Total Volume, m^3	TSP Level, $\mu\text{g}/\text{m}^3$
				Initial	Final	Initial	Final		Initial, Q_{si}	Final, Q_{sf}	Average		
2-Dec-14	8:00	Cloudy	010158	2.7625	2.9073	5515.47	5539.47	24.00	0.99	0.99	0.99	1427	101
8-Dec-14	8:00	Fine	010447	2.7510	2.8776	5542.47	5566.47	24.00	0.99	0.99	0.99	1426	89
13-Dec-14	8:00	Fine	009886	2.7770	2.9347	5569.47	5593.47	24.00	1.11	1.10	1.10	1590	99
19-Dec-14	8:00	Rainy	010428	2.7569	2.8613	5596.47	5620.47	24.00	1.02	1.01	1.01	1460	72
23-Dec-14	8:00	Cloudy	010419	2.7594	2.8819	5623.47	5647.47	24.00	1.07	1.06	1.06	1530	80

Report on 1-hour TSP monitoring

Action Level ($\mu\text{g}/\text{m}^3$) - 320.1

Limit Level ($\mu\text{g}/\text{m}^3$) - 500

Date	Sampling Time	Weather Condition	Filter paper no.	Filter Weight, g		Elapse Time, hr		Sampling Time, hr	Flow Rate, m^3/min			Total Volume, m^3	TSP Level, $\mu\text{g}/\text{m}^3$
				Initial	Final	Initial	Final		Initial, Q_{si}	Final, Q_{sf}	Average		
3-Dec-14	8:18	Cloudy	010442	2.7444	2.7547	5539.47	5540.47	1.00	1.04	1.04	1.04	63	165
3-Dec-14	9:30	Cloudy	010443	2.7437	2.7544	5540.47	5541.47	1.00	1.04	1.04	1.04	63	171
3-Dec-14	13:00	Cloudy	010445	2.7270	2.7414	5541.47	5542.47	1.00	1.04	1.04	1.04	63	230
9-Dec-14	9:10	Fine	010710	2.7529	2.7595	5566.70	5567.77	1.07	0.99	0.99	0.99	64	104
9-Dec-14	10:14	Fine	010707	2.7516	2.7593	5567.88	5568.88	1.00	0.99	0.99	0.99	59	130
9-Dec-14	13:00	Fine	010704	2.7893	2.7991	5569.88	5570.88	1.00	0.99	0.99	0.99	59	165
15-Dec-14	8:04	Fine	010561	2.7289	2.7385	5593.47	5594.47	1.00	1.04	1.04	1.04	63	153
15-Dec-14	9:15	Fine	010425	2.7329	2.7420	5594.47	5595.47	1.00	1.04	1.04	1.04	63	145
15-Dec-14	10:25	Fine	010427	2.7685	2.7766	5596.47	5597.47	1.00	1.04	1.04	1.04	63	130
20-Dec-14	8:06	Rainy	010423	2.7508	2.7559	5620.47	5621.47	1.00	1.07	1.07	1.07	64	80
20-Dec-14	9:17	Rainy	010414	2.7656	2.7695	5621.47	5622.47	1.00	1.07	1.07	1.07	64	61
20-Dec-14	10:26	Rainy	010416	2.7561	2.7622	5622.47	5623.47	1.00	1.09	1.07	1.08	65	94
24-Dec-14	8:03	Cloudy	010420	2.7457	2.7510	5647.47	5648.47	1.00	1.06	1.06	1.06	64	83
24-Dec-14	9:10	Cloudy	010406	2.7908	2.7964	5648.47	5649.47	1.00	1.06	1.06	1.06	64	88
24-Dec-14	10:30	Cloudy	010413	2.7556	2.7607	5649.47	5650.47	1.00	1.06	1.06	1.06	64	80

Location: CMA2a - Causeway Bay Community Centre

Report on 24-hour TSP monitoring
Action Level ($\mu\text{g}/\text{m}^3$) - 169.5
Limit Level ($\mu\text{g}/\text{m}^3$) - 260

Date	Sampling Time	Weather Condition	Filter paper no.	Filter Weight, g		Elapse Time, hr		Sampling Time, hr	Flow Rate, m^3/min			Total Volume, m^3	TSP Level, $\mu\text{g}/\text{m}^3$
				Initial	Final	Initial	Final		Initial, Q_{si}	Final, Q_{sf}	Average		
2-Dec-14	8:00	Cloudy	010159	2.7687	2.7982	15225.41	15249.41	24.00	1.04	1.04	1.04	1495	20
8-Dec-14	8:00	Fine	010448	2.7386	2.9062	15252.41	15276.41	24.00	0.98	0.97	0.97	1403	119
13-Dec-14	8:00	Fine	010200	2.7668	3.0206	15279.41	15303.41	24.00	1.05	1.04	1.05	1505	169
19-Dec-14	8:00	Rainy	010429	2.7430	2.8524	15306.70	15330.70	24.00	1.13	1.12	1.13	1622	67
23-Dec-14	8:00	Cloudy	010418	2.7586	2.9732	15332.66	15356.66	24.00	1.09	1.08	1.09	1565	137

Report on 1-hour TSP monitoring
Action Level ($\mu\text{g}/\text{m}^3$) - 323.4
Limit Level ($\mu\text{g}/\text{m}^3$) - 500

Date	Sampling Time	Weather Condition	Filter paper no.	Filter Weight, g		Elapse Time, hr		Sampling Time, hr	Flow Rate, m^3/min			Total Volume, m^3	TSP Level, $\mu\text{g}/\text{m}^3$
				Initial	Final	Initial	Final		Initial, Q_{si}	Final, Q_{sf}	Average		
3-Dec-14	8:07	Cloudy	010161	2.7560	2.7652	15249.41	15250.41	1.00	1.04	1.04	1.04	62	148
3-Dec-14	9:13	Cloudy	010444	2.7230	2.7311	15250.41	15251.41	1.00	1.04	1.04	1.04	62	130
3-Dec-14	10:35	Cloudy	010446	2.7311	2.7472	15251.41	15252.41	1.00	1.04	1.04	1.04	62	259
9-Dec-14	8:58	Fine	010718	2.7364	2.7433	15276.41	15277.41	1.00	1.04	1.04	1.04	62	111
9-Dec-14	10:03	Fine	010708	2.7574	2.7653	15277.41	15278.41	1.00	1.04	1.04	1.04	62	127
9-Dec-14	13:00	Fine	010705	2.7673	2.7783	15278.41	15279.41	1.00	1.04	1.04	1.04	62	177
15-Dec-14	8:06	Fine	010560	2.7541	2.7686	15303.41	15304.41	1.00	1.04	1.04	1.04	62	233
15-Dec-14	9:12	Fine	010424	2.7436	2.7537	15304.41	15305.41	1.00	1.04	1.04	1.04	62	163
15-Dec-14	10:15	Fine	010426	2.7531	2.7651	15305.41	15306.41	1.00	1.04	1.04	1.04	62	193
20-Dec-14	8:07	Rainy	010422	2.7509	2.7580	15330.70	15331.70	1.00	1.12	1.12	1.12	67	105
20-Dec-14	9:15	Rainy	010415	2.7709	2.7801	15331.70	15332.70	1.00	1.12	1.12	1.12	67	137
20-Dec-14	10:22	Rainy	010417	2.7636	2.7732	15332.70	15333.70	1.00	1.12	1.12	1.12	67	142
24-Dec-14	8:06	Cloudy	010421	2.7401	2.7492	15356.71	15357.71	1.00	1.02	1.02	1.02	61	149
24-Dec-14	9:13	Cloudy	010412	2.7709	2.7776	15357.71	15358.71	1.00	0.95	0.95	0.95	57	117
24-Dec-14	10:20	Cloudy	010407	2.7782	2.7908	15358.71	15359.71	1.00	1.02	1.02	1.02	61	206



Location: CMA3a - CWB PRE Site Office Area

Report on 24-hour TSP monitoring

Action Level ($\mu\text{g}/\text{m}^3$) - 171

Limit Level ($\mu\text{g}/\text{m}^3$) - 260

Date	Sampling Time	Weather Condition	Filter paper no.	Filter Weight, g		Elapse Time, hr		Sampling Time, hr	Flow Rate, m^3/min			Total Volume, m^3	TSP Level, $\mu\text{g}/\text{m}^3$
				Initial	Final	Initial	Final		Initial, Q_{si}	Final, Q_{sf}	Average		
2-Dec-14	8:00	Cloudy	010207	2.7508	2.8062	2644.55	2668.55	24.00	1.19	1.18	1.19	1709	32
9-Dec-14	15:47	Fine	009885	2.7675	3.0046	2674.55	2698.55	24.00	1.19	1.23	1.21	1742	136
15-Dec-14	15:00	Fine	010725	2.7132	3.0062	2701.55	2725.55	24.00	1.29	1.29	1.29	1857	158
19-Dec-14	8:00	Rainy	010726	2.7169	2.8030	2725.55	2749.55	24.00	1.26	1.26	1.26	1813	47
23-Dec-14	8:00	Cloudy	010782	2.7131	2.8959	2752.55	2776.55	24.00	1.14	1.13	1.14	1638	112

Remarks: Due to interruption of electricity, the 24hr TSP was rescheduled from 8 and 13 December 2014 to 9 and 15 December 2014 respectively.

Report on 1-hour TSP monitoring

Action Level ($\mu\text{g}/\text{m}^3$) - 311.3

Limit Level ($\mu\text{g}/\text{m}^3$) - 500

Date	Sampling Time	Weather Condition	Filter paper no.	Filter Weight, g		Elapse Time, hr		Sampling Time, hr	Flow Rate, m^3/min			Total Volume, m^3	TSP Level, $\mu\text{g}/\text{m}^3$
				Initial	Final	Initial	Final		Initial, Q_{si}	Final, Q_{sf}	Average		
3-Dec-14	8:24	Cloudy	010598	2.7248	2.7339	2668.55	2669.55	1.00	1.16	1.16	1.16	70	131
3-Dec-14	9:30	Cloudy	010599	2.7278	2.7351	2669.55	2670.55	1.00	1.01	1.01	1.01	61	120
3-Dec-14	10:55	Cloudy	010527	2.7111	2.7180	2670.55	2671.55	1.00	1.16	1.16	1.16	70	99
9-Dec-14	10:30	Fine	010600	2.7268	2.7361	2671.55	2672.55	1.00	1.09	1.09	1.09	65	142
9-Dec-14	13:00	Fine	010192	2.7614	2.7706	2672.55	2673.55	1.00	1.02	1.02	1.02	61	151
9-Dec-14	14:25	Fine	010202	2.7701	2.7782	2673.55	2674.55	1.00	1.02	1.09	1.05	63	128
15-Dec-14	9:50	Fine	010720	2.7274	2.7374	2698.55	2699.55	1.00	1.16	1.16	1.16	70	143
15-Dec-14	10:52	Fine	010722	2.7201	2.7282	2699.55	2700.55	1.00	1.09	1.09	1.09	65	124
15-Dec-14	13:00	Fine	010723	2.7292	2.7375	2700.55	2701.55	1.00	1.16	1.16	1.16	70	119
20-Dec-14	8:36	Rainy	010777	2.7074	2.7122	2749.55	2750.55	1.00	1.27	1.27	1.27	76	63
20-Dec-14	9:43	Rainy	010779	2.7231	2.7296	2750.55	2751.55	1.00	1.27	1.27	1.27	76	86
20-Dec-14	10:51	Rainy	010781	2.7269	2.7295	2751.55	2752.55	1.00	1.12	1.12	1.12	67	39
24-Dec-14	8:30	Cloudy	010809	2.7382	2.7430	2776.55	2777.55	1.00	1.11	1.11	1.11	67	72
24-Dec-14	9:35	Cloudy	010810	2.7415	2.7478	2777.55	2778.55	1.00	1.11	1.11	1.11	67	94
24-Dec-14	10:50	Cloudy	010813	2.7233	2.7328	2778.55	2779.55	1.00	1.11	1.11	1.11	67	142



Location: CMA4a - SPCA

Report on 24-hour TSP monitoring

Action Level ($\mu\text{g}/\text{m}^3$) - 171.2

Limit Level ($\mu\text{g}/\text{m}^3$) - 260

Date	Sampling Time	Weather Condition	Filter paper no.	Filter Weight, g		Elapse Time, hr		Sampling Time, hr	Flow Rate, m^3/min			Total Volume, m^3	TSP Level, $\mu\text{g}/\text{m}^3$
				Initial	Final	Initial	Final		Initial, Q_{si}	Final, Q_{sf}	Average		
2-Dec-14	8:00	Cloudy	010663	2.7924	2.9449	19481.24	19505.24	24.00	1.27	1.26	1.26	1820	84
8-Dec-14	8:00	Fine	010601	2.7318	2.8927	19508.24	19532.24	24.00	1.24	1.24	1.24	1782	90
13-Dec-14	8:00	Fine	009884	2.7728	3.0376	19535.24	19559.24	24.00	1.25	1.24	1.24	1791	148
19-Dec-14	8:00	Rainy	010727	2.7140	2.8447	19562.24	19586.24	24.00	1.19	1.19	1.19	1712	76
23-Dec-14	8:00	Cloudy	010783	2.7087	2.8810	19589.24	19613.24	24.00	1.19	1.18	1.18	1705	101

Report on 1-hour TSP monitoring

Action Level ($\mu\text{g}/\text{m}^3$) - 312.5

Limit Level ($\mu\text{g}/\text{m}^3$) - 500

Date	Sampling Time	Weather Condition	Filter paper no.	Filter Weight, g		Elapse Time, hr		Sampling Time, hr	Flow Rate, m^3/min			Total Volume, m^3	TSP Level, $\mu\text{g}/\text{m}^3$
				Initial	Final	Initial	Final		Initial, Q_{si}	Final, Q_{sf}	Average		
3-Dec-14	8:09	Cloudy	010597	2.7289	2.7352	19505.24	19506.24	1.00	1.18	1.18	1.18	71	89
3-Dec-14	9:16	Cloudy	010526	2.7280	2.7355	19506.24	19507.24	1.00	1.26	1.26	1.26	76	99
3-Dec-14	10:30	Cloudy	010528	2.7194	2.7289	19507.24	19508.24	1.00	1.18	1.18	1.18	71	134
9-Dec-14	10:40	Fine	010579	2.7126	2.7219	19532.24	19533.24	1.00	1.24	1.24	1.24	74	125
9-Dec-14	13:00	Fine	010505	2.7447	2.7527	19533.24	19534.24	1.00	1.29	1.29	1.29	77	104
9-Dec-14	14:16	Fine	010201	2.7671	2.7765	19534.24	19535.24	1.00	1.24	1.24	1.24	74	127
15-Dec-14	9:40	Fine	010719	2.7355	2.7452	19559.24	19560.24	1.00	1.24	1.24	1.24	74	131
15-Dec-14	10:43	Fine	010721	2.7279	2.7365	19560.24	19561.24	1.00	1.24	1.24	1.24	74	116
15-Dec-14	13:00	Fine	010724	2.7323	2.7403	19561.24	19562.24	1.00	1.24	1.24	1.24	74	108
20-Dec-14	8:25	Rainy	010756	2.7353	2.7420	19586.24	19587.24	1.00	1.19	1.19	1.19	71	94
20-Dec-14	9:29	Rainy	010778	2.7045	2.7086	19587.24	19588.24	1.00	1.14	1.19	1.16	70	59
20-Dec-14	13:41	Rainy	010780	2.7212	2.7265	19588.24	19589.24	1.00	1.14	1.19	1.16	70	76
24-Dec-14	8:30	Cloudy	010808	2.7299	2.7350	19613.24	19614.24	1.00	1.13	1.13	1.13	68	75
24-Dec-14	9:40	Cloudy	010811	2.7224	2.7302	19614.24	19615.24	1.00	1.13	1.13	1.13	68	115
24-Dec-14	10:45	Cloudy	010812	2.7271	2.7352	19615.24	19616.24	1.00	1.18	1.18	1.18	71	114

Location: CMA5b - Pedestrian Plaza

Report on 24-hour TSP monitoring

Action Level ($\mu\text{g}/\text{m}^3$) - 181

Limit Level ($\mu\text{g}/\text{m}^3$) - 260

Date	Sampling Time	Weather Condition	Filter paper no.	Filter Weight, g		Elapse Time, hr		Sampling Time, hr	Flow Rate, m^3/min			Total Volume, m^3	TSP Level, $\mu\text{g}/\text{m}^3$
				Initial	Final	Initial	Final		Initial, Q_{si}	Final, Q_{sf}	Average		
2-Dec-14	8:00	Cloudy	010160	2.7536	2.8624	20426.60	20450.60	24.00	1.07	1.07	1.07	1543	71
8-Dec-14	8:30	Fine	010716	2.7366	2.9243	3740.48	3764.48	24.00	1.07	1.07	1.07	1543	122
13-Dec-14	15:00	Fine	010769	2.7154	2.7490	3863.48	3887.48	24.00	1.02	1.01	1.01	1460	23
19-Dec-14	7:00	Cloudy	010752	2.7215	2.9455	4030.52	4054.52	24.00	0.88	0.88	0.88	1269	176
23-Dec-14	8:00	Cloudy	010790	2.7349	2.8680	4061.55	4085.55	24.00	1.01	1.00	1.01	1453	92

Report on 1-hour TSP monitoring

Action Level ($\mu\text{g}/\text{m}^3$) - 332

Limit Level ($\mu\text{g}/\text{m}^3$) - 500

Date	Sampling Time	Weather Condition	Filter paper no.	Filter Weight, g		Elapse Time, hr		Sampling Time, hr	Flow Rate, m^3/min			Total Volume, m^3	TSP Level, $\mu\text{g}/\text{m}^3$
				Initial	Final	Initial	Final		Initial, Q_{si}	Final, Q_{sf}	Average		
3-Dec-14	8:44	Cloudy	010608	2.7382	2.7399	20450.60	20451.60	1.00	1.07	1.07	1.07	64	27
3-Dec-14	9:48	Cloudy	010607	2.7314	2.7326	20451.60	20452.60	1.00	1.07	1.07	1.07	64	19
3-Dec-14	10:51	Cloudy	010605	2.7558	2.7602	20452.60	20453.60	1.00	1.07	1.07	1.07	64	69
9-Dec-14	9:40	Fine	010647	2.7892	2.8033	3764.48	3765.48	1.00	1.07	1.07	1.07	64	220
9-Dec-14	10:50	Fine	010650	2.7825	2.7971	3765.48	3766.48	1.00	1.07	1.07	1.07	64	227
9-Dec-14	13:05	Fine	010652	2.7941	2.8080	3766.48	3767.48	1.00	1.07	1.07	1.07	64	216
15-Dec-14	15:05	Fine	010584	2.7340	2.7464	3911.51	3912.51	1.00	1.07	1.07	1.07	64	193
15-Dec-14	16:08	Fine	010431	2.7509	2.7628	3912.51	3913.51	1.00	1.07	1.07	1.07	64	185
15-Dec-14	17:11	Fine	010563	2.7348	2.7466	3913.51	3914.51	1.00	1.07	1.07	1.07	64	184
22-Dec-14	9:00	Fine	010732	2.7194	2.7319	4058.56	4059.56	1.00	1.08	1.02	1.05	63	198
22-Dec-14	10:20	Fine	010785	2.7193	2.7339	4059.56	4060.56	1.00	1.02	1.02	1.02	61	239
22-Dec-14	13:00	Fine	010788	2.7205	2.7291	4060.56	4061.56	1.00	0.95	0.95	0.95	57	151
24-Dec-14	9:10	Cloudy	010821	2.7674	2.7740	4085.55	4086.55	1.00	1.00	1.00	1.00	60	110
24-Dec-14	13:00	Cloudy	010824	2.7785	2.7854	4086.55	4087.55	1.00	1.00	1.00	1.00	60	115
24-Dec-14	14:00	Cloudy	010826	2.7638	2.7745	4087.55	4088.55	1.00	1.00	1.00	1.00	60	178

Remark: Due to baseline air quality capturing, the 1hr TSP monitoring was rescheduled from 20 Dec 2014 to 22 Dec 2014.



Location: MA1e - International Finance Centre (Eastern Wing)

Report on 24-hour TSP monitoring

Action Level ($\mu\text{g}/\text{m}^3$) - 173.4
Limit Level ($\mu\text{g}/\text{m}^3$) - 260

Date	Sampling Time	Weather Condition	Filter paper no.	Filter Weight, g		Elapse Time, hr		Sampling Time, hr	Flow Rate, m^3/min			Total Volume, m^3	TSP Level, $\mu\text{g}/\text{m}^3$
				Initial	Final	Initial	Final		Initial, Q_{si}	Final, Q_{sf}	Average		
4-Dec-14	8:00	Cloudy	010703	2.7729	2.8532	16162.49	16186.49	24.00	1.29	1.29	1.29	1852	43
8-Dec-14	8:00	Fine	010510	2.7345	2.8558	16186.49	16210.49	24.00	1.28	1.28	1.28	1845	66
13-Dec-14	8:00	Fine	009314	2.7666	3.0881	16213.49	16237.49	24.00	1.31	1.31	1.31	1885	171
19-Dec-14	8:00	Rainy	010441	2.7378	2.8518	16240.50	16264.50	24.00	1.33	1.32	1.33	1910	60
23-Dec-14	8:00	Cloudy	010773	2.7062	2.8660	16267.49	16291.49	24.00	1.32	1.32	1.32	1903	84

Remarks: Due to interruption of electricity, the 24hr TSP was rescheduled from 2 December 2014 to 4 December 2014.

Report on 1-hour TSP monitoring

Action Level ($\mu\text{g}/\text{m}^3$) - 325.1
Limit Level ($\mu\text{g}/\text{m}^3$) - 500

Date	Sampling Time	Weather Condition	Filter paper no.	Filter Weight, g		Elapse Time, hr		Sampling Time, hr	Flow Rate, m^3/min			Total Volume, m^3	TSP Level, $\mu\text{g}/\text{m}^3$
				Initial	Final	Initial	Final		Initial, Q_{si}	Final, Q_{sf}	Average		
3-Dec-14	8:15	Cloudy	010694	2.7791	2.7826	16159.49	16160.49	1.00	1.28	1.28	1.28	77	46
3-Dec-14	9:29	Cloudy	010697	2.7881	2.7921	16160.49	16161.49	1.00	1.28	1.28	1.28	77	52
3-Dec-14	10:35	Cloudy	010700	2.7808	2.7848	16161.49	16162.49	1.00	1.28	1.28	1.28	77	52
9-Dec-14	8:40	Fine	010551	2.7418	2.7474	16210.49	16211.49	1.00	1.28	1.28	1.28	77	73
9-Dec-14	9:45	Fine	010553	2.7578	2.7637	16211.49	16212.49	1.00	1.28	1.28	1.28	77	77
9-Dec-14	10:56	Fine	010153	2.7534	2.7603	16212.49	16213.49	1.00	1.28	1.28	1.28	77	90
15-Dec-14	8:30	Fine	010432	2.7594	2.7653	16237.49	16238.49	1.00	1.28	1.28	1.28	77	77
15-Dec-14	9:45	Fine	010435	2.7377	2.7438	16238.49	16239.49	1.00	1.32	1.32	1.32	79	77
15-Dec-14	10:50	Fine	010438	2.7333	2.7369	16239.49	16240.49	1.00	1.28	1.28	1.28	77	47
20-Dec-14	8:20	Rainy	010759	2.7417	2.7493	16264.50	16265.50	1.00	1.32	1.32	1.32	79	96
20-Dec-14	9:25	Rainy	010762	2.7217	2.7268	16265.50	16266.50	1.00	1.32	1.32	1.32	79	64
20-Dec-14	10:30	Rainy	010765	2.7195	2.7231	16266.50	16267.50	1.00	1.32	1.32	1.32	79	45
24-Dec-14	8:30	Cloudy	010776	2.7130	2.7141	16291.49	16292.49	1.00	1.32	1.32	1.32	79	14
24-Dec-14	9:36	Cloudy	010711	2.7449	2.7489	16292.49	16293.49	1.00	1.32	1.32	1.32	79	51
24-Dec-14	10:40	Cloudy	010585	2.7344	2.7428	16293.49	16294.49	1.00	1.32	1.32	1.32	79	106



Location: MA1w - International Finance Centre (Western Wing)

Report on 24-hour TSP monitoring

Action Level ($\mu\text{g}/\text{m}^3$) - 173.4
 Limit Level ($\mu\text{g}/\text{m}^3$) - 260

Date	Sampling Time	Weather Condition	Filter paper no.	Filter Weight, g		Elapse Time, hr		Sampling Time, hr	Flow Rate, m^3/min			Total Volume, m^3	TSP Level, $\mu\text{g}/\text{m}^3$
				Initial	Final	Initial	Final		Initial, Q_{si}	Final, Q_{sf}	Average		
2-Dec-14	8:00	Cloudy	010674	2.7896	2.9393	16209.62	16233.62	24.00	1.24	1.23	1.24	1781	84
8-Dec-14	8:00	Fine	010676	2.7978	2.9505	16236.62	16260.62	24.00	1.29	1.29	1.29	1855	82
13-Dec-14	8:00	Fine	010152	2.7788	3.0181	16263.62	16287.62	24.00	1.30	1.29	1.29	1865	128
19-Dec-14	8:00	Rainy	010511	2.7260	2.8053	16290.62	16314.62	24.00	1.36	1.36	1.36	1960	40
23-Dec-14	8:00	Cloudy	010774	2.7249	2.8525	16317.62	16341.62	24.00	1.40	1.44	1.42	2045	62

Report on 1-hour TSP monitoring

Action Level ($\mu\text{g}/\text{m}^3$) - 325.1
 Limit Level ($\mu\text{g}/\text{m}^3$) - 500

Date	Sampling Time	Weather Condition	Filter paper no.	Filter Weight, g		Elapse Time, hr		Sampling Time, hr	Flow Rate, m^3/min			Total Volume, m^3	TSP Level, $\mu\text{g}/\text{m}^3$
				Initial	Final	Initial	Final		Initial, Q_{si}	Final, Q_{sf}	Average		
3-Dec-14	8:30	Cloudy	010695	2.7825	2.7882	16233.62	16234.62	1.00	1.29	1.29	1.29	77	74
3-Dec-14	9:36	Cloudy	010698	2.7860	2.7906	16234.62	16235.62	1.00	1.29	1.29	1.29	77	60
3-Dec-14	10:40	Cloudy	010701	2.7847	2.7906	16235.62	16236.62	1.00	1.29	1.29	1.29	77	76
9-Dec-14	8:45	Fine	010564	2.7760	2.7826	16260.62	16261.62	1.00	1.29	1.29	1.29	77	85
9-Dec-14	9:48	Fine	010554	2.7639	2.7711	16261.62	16262.62	1.00	1.29	1.29	1.29	77	93
9-Dec-14	10:52	Fine	010451	2.7499	2.7592	16262.62	16263.62	1.00	1.29	1.29	1.29	77	120
15-Dec-14	8:13	Fine	010433	2.7494	2.7560	16287.62	16288.62	1.00	1.29	1.29	1.29	77	85
15-Dec-14	9:20	Fine	010436	2.7416	2.7482	16288.62	16289.62	1.00	1.29	1.29	1.29	77	85
15-Dec-14	10:32	Fine	010439	2.7374	2.7435	16289.62	16290.62	1.00	1.29	1.29	1.29	77	79
20-Dec-14	8:25	Rainy	010760	2.7360	2.7438	16314.62	16315.62	1.00	1.36	1.36	1.36	82	96
20-Dec-14	9:37	Rainy	010763	2.7201	2.7264	16315.62	16316.62	1.00	1.36	1.36	1.36	82	77
20-Dec-14	10:45	Rainy	010766	2.7288	2.7331	16316.62	16317.62	1.00	1.36	1.36	1.36	82	53
24-Dec-14	8:35	Cloudy	010508	2.7255	2.7306	16341.62	16342.62	1.00	1.35	1.35	1.35	81	63
24-Dec-14	9:40	Cloudy	010506	2.7410	2.7501	16342.62	16343.62	1.00	1.35	1.35	1.35	81	112
24-Dec-14	10:46	Cloudy	010792	2.7158	2.7252	16343.62	16344.62	1.00	1.40	1.40	1.40	84	112



Location: CMA1b - Oil Street Site Office

Report on 24-hour TSP monitoring

Action Level ($\mu\text{g}/\text{m}^3$) - 176.7

Limit Level ($\mu\text{g}/\text{m}^3$) - 260

Date	Sampling Time	Weather Condition	Filter paper no.	Filter Weight, g		Elapse Time, hr		Sampling Time, hr	Flow Rate, m^3/min			Total Volume, m^3	TSP Level, $\mu\text{g}/\text{m}^3$
				Initial	Final	Initial	Final		Initial, Q_{si}	Final, Q_{sf}	Average		
29-Dec-14	8:00	Fine	010408	2.7607	2.8757	5650.47	5674.47	24.00	1.01	1.01	1.01	1457	78.9
3-Jan-15	8:00	Fine	010912	2.7728	2.9302	5677.47	5701.47	24.00	1.01	1.01	1.01	1452	108.0
9-Jan-15	8:00	Fine	010921	2.7352	2.9567	5704.47	5728.47	24.00	1.09	1.09	1.09	1574	140.7
15-Jan-15	8:00	Fine	010936	2.7486	2.9073	5731.47	5755.47	24.00	1.07	1.06	1.06	1533	103.5
21-Jan-15	8:00	Fine	010996	2.7584	3.1389	5758.47	5782.47	24.00	1.09	1.09	1.09	1569	242.5
27-Jan-15	8:00	Cloudy	010843	2.7644	2.9397	5785.47	5809.47	24.00	1.11	1.12	1.11	1605	109.2

Report on 1-hour TSP monitoring

Action Level ($\mu\text{g}/\text{m}^3$) - 320.1

Limit Level ($\mu\text{g}/\text{m}^3$) - 500

Date	Sampling Time	Weather Condition	Filter paper no.	Filter Weight, g		Elapse Time, hr		Sampling Time, hr	Flow Rate, m^3/min			Total Volume, m^3	TSP Level, $\mu\text{g}/\text{m}^3$
				Initial	Final	Initial	Final		Initial, Q_{si}	Final, Q_{sf}	Average		
30-Dec-14	8:12	Fine	010411	2.7782	2.7838	5674.47	5675.47	1.00	1.07	1.07	1.07	64	87.6
30-Dec-14	9:25	Fine	010906	2.7743	2.7783	5675.47	5676.47	1.00	1.07	1.07	1.07	64	62.6
30-Dec-14	10:30	Fine	010909	2.7608	2.7678	5676.47	5677.47	1.00	1.07	1.07	1.07	64	109.5
5-Jan-15	8:15	Cloudy	010403	2.7609	2.7703	5701.47	5702.47	1.00	1.06	1.06	1.06	63	148.0
5-Jan-15	9:20	Cloudy	010405	2.7789	2.7896	5702.47	5703.47	1.00	1.06	1.06	1.06	63	169.0
5-Jan-15	10:31	Cloudy	010919	2.7564	2.7655	5703.47	5704.47	1.00	1.06	1.06	1.06	63	144.0
10-Jan-15	8:06	Fine	010923	2.7405	2.7545	5728.47	5729.47	1.00	1.12	1.12	1.12	67	208.4
10-Jan-15	9:10	Fine	010924	2.7483	2.7634	5729.47	5730.47	1.00	1.12	1.12	1.12	67	224.8
10-Jan-15	10:26	Fine	010926	2.7573	2.7693	5730.47	5731.47	1.00	1.12	1.12	1.12	67	178.6
16-Jan-15	8:14	Fine	010942	2.7503	2.7620	5755.47	5756.47	1.00	1.06	1.06	1.06	64	183.5
16-Jan-15	9:20	Fine	010992	2.7577	2.7644	5456.47	5457.47	1.00	1.06	1.06	1.06	64	105.1
16-Jan-15	10:33	Fine	010994	2.7496	2.7551	5457.47	5458.47	1.00	1.06	1.06	1.06	64	86.2
22-Jan-15	8:11	Fine	010849	2.7818	2.7888	5782.47	5783.47	1.00	1.06	1.06	1.06	64	109.8
22-Jan-15	9:18	Fine	010839	2.7803	2.7915	5783.47	5784.47	1.00	1.06	1.06	1.06	64	175.6
22-Jan-15	10:29	Fine	010841	2.7828	2.7928	5784.47	5785.47	1.00	1.06	1.06	1.06	64	156.8
28-Jan-15	8:06	Cloudy	010998	2.7588	2.7647	5809.47	5810.47	1.00	1.12	1.12	1.12	67	88.2
28-Jan-15	9:12	Cloudy	011000	2.7640	2.7691	5810.47	5811.47	1.00	1.12	1.12	1.12	67	76.2
28-Jan-15	10:25	Cloudy	011002	2.7671	2.7763	5811.47	5812.47	1.00	1.12	1.12	1.12	67	137.5



Location: CMA2a - Causeway Bay Community Centre

Report on 24-hour TSP monitoring
Action Level ($\mu\text{g}/\text{m}^3$) - 169.5
Limit Level ($\mu\text{g}/\text{m}^3$) - 260

Date	Sampling Time	Weather Condition	Filter paper no.	Filter Weight, g		Elapse Time, hr		Sampling Time, hr	Flow Rate, m^3/min			Total Volume, m^3	TSP Level, $\mu\text{g}/\text{m}^3$
				Initial	Final	Initial	Final		Initial, Q_{si}	Final, Q_{sf}	Average		
29-Dec-14	8:00	Fine	010409	2.7840	2.8740	15359.71	15383.71	24.00	1.03	1.03	1.03	1480	60.8
3-Jan-15	8:00	Fine	010911	2.7556	2.9144	15386.71	15410.71	24.00	1.09	1.08	1.09	1565	101.0
9-Jan-15	8:00	Fine	010922	2.7533	2.8671	15413.71	15437.71	24.00	0.96	0.96	0.96	1386	82.1
15-Jan-15	8:00	Fine	010937	2.7434	2.8550	15440.71	15464.71	24.00	1.09	1.09	1.09	1569	71.1
21-Jan-15	8:00	Fine	010997	2.7656	3.0959	15467.71	15491.71	24.00	1.12	1.12	1.12	1611	205.0
27-Jan-15	8:00	Cloudy	010844	2.7657	2.9422	15494.71	15518.71	24.00	0.99	1.02	1.00	1446	122.1

Report on 1-hour TSP monitoring
Action Level ($\mu\text{g}/\text{m}^3$) - 323.4
Limit Level ($\mu\text{g}/\text{m}^3$) - 500

Date	Sampling Time	Weather Condition	Filter paper no.	Filter Weight, g		Elapse Time, hr		Sampling Time, hr	Flow Rate, m^3/min			Total Volume, m^3	TSP Level, $\mu\text{g}/\text{m}^3$
				Initial	Final	Initial	Final		Initial, Q_{si}	Final, Q_{sf}	Average		
30-Dec-14	8:03	Fine	010410	2.7750	2.7864	15383.71	15384.71	1.00	1.03	1.03	1.03	62	185.2
30-Dec-14	9:15	Fine	010905	2.7638	2.7743	15384.71	15385.71	1.00	1.09	1.09	1.09	65	160.5
30-Dec-14	10:20	Fine	010908	2.7714	2.7800	15385.71	15386.71	1.00	1.09	1.09	1.09	65	131.5
5-Jan-15	8:03	Cloudy	010404	2.7789	2.7896	15410.71	15411.71	1.00	1.08	1.08	1.08	65	165.0
5-Jan-15	9:10	Cloudy	010918	2.7681	2.7806	15412.71	15413.71	1.00	1.08	1.08	1.08	65	193.0
5-Jan-15	10:25	Cloudy	010920	2.7409	2.7510	15413.71	15414.71	1.00	1.08	1.08	1.08	65	156.0
10-Jan-15	8:03	Fine	010935	2.7521	2.7713	15437.71	15438.71	1.00	1.03	1.03	1.03	62	311.9
10-Jan-15	9:08	Fine	010925	2.7516	2.7702	15438.71	15439.71	1.00	1.03	1.03	1.03	62	302.2
10-Jan-15	10:15	Fine	010927	2.7574	2.7697	15439.71	15440.71	1.00	1.03	1.03	1.03	62	199.8
16-Jan-15	8:03	Fine	010934	2.7366	2.7423	15464.71	15465.71	1.00	1.09	1.09	1.09	65	87.4
16-Jan-15	9:06	Fine	010993	2.7486	2.7593	15465.71	15466.71	1.00	1.09	1.09	1.09	65	164.0
16-Jan-15	10:13	Fine	010995	2.7568	2.7661	15466.71	15467.71	1.00	1.09	1.09	1.09	65	142.5
22-Jan-15	8:06	Fine	010838	2.7822	2.7951	15491.71	15492.71	1.00	1.12	1.12	1.12	67	192.1
22-Jan-15	9:13	Fine	010840	2.7881	2.8045	15492.71	15493.71	1.00	1.09	1.09	1.09	65	251.4
22-Jan-15	10:22	Fine	010842	2.7656	2.7797	15493.71	15494.71	1.00	1.09	1.09	1.09	65	216.1
28-Jan-15	8:09	Cloudy	010999	2.7692	2.7750	15518.71	15519.71	1.00	1.02	1.02	1.02	61	94.6
28-Jan-15	9:14	Cloudy	011001	2.7564	2.7590	15519.71	15520.71	1.00	1.02	1.02	1.02	61	42.4
28-Jan-15	10:21	Cloudy	011003	2.7709	2.7786	15520.71	15521.71	1.00	1.02	1.02	1.02	61	125.6



Location: CMA3a - CWB PRE Site Office Area

Report on 24-hour TSP monitoring

Action Level ($\mu\text{g}/\text{m}^3$) - 171

Limit Level ($\mu\text{g}/\text{m}^3$) - 260

Date	Sampling Time	Weather Condition	Filter paper no.	Filter Weight, g		Elapse Time, hr		Sampling Time, hr	Flow Rate, m^3/min			Total Volume, m^3	TSP Level, $\mu\text{g}/\text{m}^3$
				Initial	Final	Initial	Final		Initial, Q_{si}	Final, Q_{sf}	Average		
29-Dec-14	8:00	Fine	010815	2.7835	2.9282	2779.55	2803.55	24.00	1.23	1.23	1.23	1777	81.4
3-Jan-15	8:00	Fine	010979	2.7559	2.9059	2806.56	2830.56	24.00	1.23	1.23	1.23	1772	85.0
9-Jan-15	8:00	Fine	010615	2.8030	3.0266	2833.56	2857.56	24.00	1.14	1.14	1.14	1641	136.2
15-Jan-15	8:00	Fine	011035	2.7214	2.8550	2860.55	2884.55	24.00	1.23	1.23	1.23	1775	75.3
21-Jan-15	8:00	Fine	010893	2.7653	2.9373	2887.56	2911.56	24.00	1.18	1.18	1.18	1705	100.9
28-Jan-15	17:15	Cloudy	011058	2.7412	2.9264	2939.26	2963.26	24.00	1.18	1.18	1.18	1700	108.9

Remarks: Due to interruption of electricity, the 24hr TSP was rescheduled from 27 January 2015 to 28 January 2015.

Report on 1-hour TSP monitoring

Action Level ($\mu\text{g}/\text{m}^3$) - 311.3

Limit Level ($\mu\text{g}/\text{m}^3$) - 500

Date	Sampling Time	Weather Condition	Filter paper no.	Filter Weight, g		Elapse Time, hr		Sampling Time, hr	Flow Rate, m^3/min			Total Volume, m^3	TSP Level, $\mu\text{g}/\text{m}^3$
				Initial	Final	Initial	Final		Initial, Q_{si}	Final, Q_{sf}	Average		
30-Dec-14	9:19	Fine	010973	2.7528	2.7571	2803.55	2804.55	1.00	1.18	1.18	1.18	71	60.9
30-Dec-14	10:23	Fine	010975	2.7553	2.7599	2804.55	2805.55	1.00	1.18	1.18	1.18	71	65.1
30-Dec-14	13:00	Fine	010977	2.7613	2.7655	2805.55	2806.55	1.00	1.18	1.18	1.18	71	59.4
5-Jan-15	10:50	Cloudy	010612	2.7340	2.7427	2830.56	2831.56	1.00	1.23	1.23	1.23	74	118.0
5-Jan-15	14:40	Cloudy	010614	2.8047	2.8101	2831.56	2832.56	1.00	1.23	1.23	1.23	74	73.0
5-Jan-15	15:50	Cloudy	010622	2.7882	2.7957	2832.56	2833.56	1.00	1.23	1.23	1.23	74	102.0
10-Jan-15	13:00	Fine	011026	2.7134	2.7199	2857.56	2858.56	1.00	1.18	1.18	1.18	71	92.0
10-Jan-15	14:18	Fine	011028	2.7482	2.7541	2858.56	2859.56	1.00	1.18	1.18	1.18	71	83.5
10-Jan-15	15:30	Fine	011030	2.7344	2.7506	2859.56	2860.56	1.00	1.18	1.18	1.18	71	229.3
16-Jan-15	9:08	Fine	011037	2.7225	2.7245	2884.55	2885.55	1.00	1.18	1.18	1.18	71	28.4
16-Jan-15	10:13	Fine	011039	2.7404	2.7424	2885.55	2886.55	1.00	1.18	1.18	1.18	71	28.4
16-Jan-15	13:00	Fine	010837	2.7830	2.8037	2886.55	2887.55	1.00	1.18	1.18	1.18	71	293.6
22-Jan-15	9:08	Fine	010894	2.7666	2.7753	2911.56	2912.56	1.00	1.26	1.26	1.26	76	114.9
22-Jan-15	10:12	Fine	010896	2.7685	2.7704	2912.56	2913.56	1.00	1.12	1.12	1.12	67	28.3
22-Jan-15	13:00	Fine	010898	2.7627	2.7712	2913.56	2914.56	1.00	1.26	1.26	1.26	76	112.2
28-Jan-15	9:50	Cloudy	011054	2.7493	2.7559	2936.23	2937.26	1.03	1.17	1.17	1.17	73	91.0
28-Jan-15	14:55	Cloudy	011056	2.7585	2.7674	2637.26	2638.26	1.00	1.17	1.17	1.17	70	126.4
28-Jan-15	16:00	Cloudy	011057	2.7331	2.7400	2638.26	2639.26	1.00	1.17	1.17	1.17	70	98.0



Location: CMA4a - SPCA

Report on 24-hour TSP monitoring
 Action Level ($\mu\text{g}/\text{m}^3$) - 171.2
 Limit Level ($\mu\text{g}/\text{m}^3$) - 260

Date	Sampling Time	Weather Condition	Filter paper no.	Filter Weight, g		Elapse Time, hr		Sampling Time, hr	Flow Rate, m^3/min			Total Volume, m^3	TSP Level, $\mu\text{g}/\text{m}^3$
				Initial	Final	Initial	Final		Initial, Q_{si}	Final, Q_{sf}	Average		
29-Dec-14	8:00	Fine	010814	2.7839	2.9294	19616.23	19640.23	24.00	1.19	1.19	1.19	1710	85.1
3-Jan-15	8:00	Fine	010978	2.7480	2.8878	19643.24	19667.24	24.00	1.19	1.18	1.18	1705	82.0
9-Jan-15	8:00	Fine	010610	2.8068	3.0333	19670.24	19694.24	24.00	1.19	1.19	1.19	1709	132.6
15-Jan-15	8:00	Fine	011036	2.7268	2.8835	19697.24	19721.24	24.00	1.19	1.18	1.19	1708	91.8
21-Jan-15	8:00	Fine	010892	2.7721	3.1861	19724.24	19748.24	24.00	1.18	1.18	1.18	1705	242.8
27-Jan-15	8:00	Cloudy	010870	2.7869	2.9448	19751.24	19775.24	24.00	1.18	1.18	1.18	1702	92.8

Report on 1-hour TSP monitoring
 Action Level ($\mu\text{g}/\text{m}^3$) - 312.5
 Limit Level ($\mu\text{g}/\text{m}^3$) - 500

Date	Sampling Time	Weather Condition	Filter paper no.	Filter Weight, g		Elapse Time, hr		Sampling Time, hr	Flow Rate, m^3/min			Total Volume, m^3	TSP Level, $\mu\text{g}/\text{m}^3$
				Initial	Final	Initial	Final		Initial, Q_{si}	Final, Q_{sf}	Average		
30-Dec-14	9:07	Fine	010972	2.7520	2.7581	19640.24	19641.24	1.00	1.14	1.14	1.14	68	89.2
30-Dec-14	10:11	Fine	010974	2.7484	2.7530	19641.24	19642.24	1.00	1.19	1.19	1.19	71	64.6
30-Dec-14	13:00	Fine	010976	2.7493	2.7541	19642.24	19643.24	1.00	1.14	1.14	1.14	68	70.2
5-Jan-15	10:40	Cloudy	010623	2.7811	2.7870	19667.24	19668.24	1.00	1.18	1.18	1.18	71	83.0
5-Jan-15	14:25	Cloudy	010613	2.7325	2.7410	19668.24	19669.24	1.00	1.18	1.18	1.18	71	120.0
5-Jan-15	15:45	Cloudy	010621	2.7870	2.7939	19669.24	19670.24	1.00	1.18	1.18	1.18	71	98.0
10-Jan-15	13:00	Fine	011025	2.7407	2.7478	19694.24	19695.24	1.00	1.23	1.23	1.23	74	96.0
10-Jan-15	14:06	Fine	011027	2.7441	2.7517	19695.24	19696.24	1.00	1.23	1.23	1.23	74	102.7
10-Jan-15	15:20	Fine	011029	2.7428	2.7585	19696.24	19697.24	1.00	1.23	1.23	1.23	74	212.3
16-Jan-15	9:20	Fine	011038	2.7193	2.7261	19721.24	19722.24	1.00	1.18	1.18	1.18	71	95.7
16-Jan-15	10:25	Fine	011040	2.7335	2.7401	19722.24	19723.24	1.00	1.18	1.18	1.18	71	92.9
16-Jan-15	13:00	Fine	011043	2.7233	2.7370	19723.24	19724.24	1.00	1.18	1.18	1.18	71	192.8
22-Jan-15	9:20	Fine	010895	2.7411	2.7496	19748.24	19749.24	1.00	1.14	1.14	1.14	68	124.5
22-Jan-15	10:31	Fine	010897	2.7873	2.7957	19749.24	19750.24	1.00	1.14	1.14	1.14	68	123.1
22-Jan-15	13:00	Fine	010899	2.7749	2.7862	19750.24	19751.24	1.00	1.14	1.14	1.14	68	165.6
28-Jan-15	9:40	Cloudy	011044	2.7274	2.7334	19775.24	19776.24	1.00	1.18	1.18	1.18	71	84.5
28-Jan-15	14:40	Cloudy	011055	2.7656	2.7772	19776.24	19777.24	1.00	1.18	1.18	1.18	71	163.5
28-Jan-15	15:50	Cloudy	011045	2.7408	2.7452	19777.24	19778.24	1.00	1.18	1.18	1.18	71	62.0



Location: CMA5b - Pedestrian Plaza

Report on 24-hour TSP monitoring

Action Level ($\mu\text{g}/\text{m}^3$) - 181

Limit Level ($\mu\text{g}/\text{m}^3$) - 260

Date	Sampling Time	Weather Condition	Filter paper no.	Filter Weight, g		Elapse Time, hr		Sampling Time, hr	Flow Rate, m^3/min			Total Volume, m^3	TSP Level, $\mu\text{g}/\text{m}^3$
				Initial	Final	Initial	Final		Initial, Q_{si}	Final, Q_{sf}	Average		
29-Dec-14	8:00	Fine	010831	2.7848	2.9423	4088.55	4112.55	24.00	1.08	1.08	1.08	1554	101.3
3-Jan-15	8:00	Fine	010965	2.7891	2.9619	4115.55	4139.55	24.00	0.95	0.94	0.94	1357	127.0
9-Jan-15	8:00	Fine	010834	2.7880	2.9674	4142.55	4166.55	24.00	0.95	0.95	0.95	1363	131.6
15-Jan-15	8:00	Fine	010941	2.7576	2.9673	4169.55	4193.55	24.00	1.01	1.01	1.01	1456	144.0
21-Jan-15	8:00	Fine	010886	2.7846	3.2095	4196.55	4220.55	24.00	1.07	1.07	1.07	1547	274.6
27-Jan-15	8:00	Cloudy	010901	2.7762	2.9751	4223.55	4247.55	24.00	1.04	1.04	1.04	1495	133.0

Report on 1-hour TSP monitoring

Action Level ($\mu\text{g}/\text{m}^3$) - 332

Limit Level ($\mu\text{g}/\text{m}^3$) - 500

Date	Sampling Time	Weather Condition	Filter paper no.	Filter Weight, g		Elapse Time, hr		Sampling Time, hr	Flow Rate, m^3/min			Total Volume, m^3	TSP Level, $\mu\text{g}/\text{m}^3$
				Initial	Final	Initial	Final		Initial, Q_{si}	Final, Q_{sf}	Average		
30-Dec-14	8:38	Fine	010950	2.7621	2.7703	4112.55	4113.55	1.00	0.95	0.95	0.95	57	144.5
30-Dec-14	9:43	Fine	010971	2.7461	2.7508	4113.55	4114.55	1.00	0.95	0.95	0.95	57	82.8
30-Dec-14	10:49	Fine	010968	2.7814	2.7858	4114.55	4115.55	1.00	0.95	0.95	0.95	57	77.5
5-Jan-15	9:23	Cloudy	010964	2.7697	2.7747	4139.55	4140.55	1.00	0.93	0.93	0.93	56	89.0
5-Jan-15	10:26	Cloudy	010957	2.7761	2.7879	4140.55	4141.55	1.00	0.93	0.93	0.93	56	210.0
5-Jan-15	13:00	Cloudy	010954	2.7697	2.7784	4141.55	4142.55	1.00	0.93	0.93	0.93	56	155.0
10-Jan-15	9:34	Fine	010835	2.7876	2.7981	4166.56	4167.56	1.00	0.95	0.95	0.95	57	185.0
10-Jan-15	13:00	Fine	011024	2.7405	2.7505	4167.56	4168.56	1.00	0.95	0.95	0.95	57	176.2
10-Jan-15	14:05	Fine	010938	2.7519	2.7717	4168.56	4169.56	1.00	1.01	1.01	1.01	61	326.2
16-Jan-15	8:04	Fine	010991	2.7571	2.7676	4193.55	4194.55	1.00	1.01	1.01	1.01	61	173.4
16-Jan-15	13:00	Fine	010848	2.7718	2.7886	4194.55	4195.55	1.00	1.01	1.01	1.01	61	277.5
16-Jan-15	15:00	Fine	011022	2.7247	2.7330	4195.55	4196.55	1.00	1.01	1.01	1.01	61	137.1
22-Jan-15	13:00	Fine	010876	2.7591	2.7768	4220.55	4221.55	1.00	1.07	1.07	1.07	64	274.5
22-Jan-15	14:12	Fine	010879	2.7704	2.7837	4221.55	4222.55	1.00	1.01	1.01	1.01	61	219.7
22-Jan-15	15:16	Fine	010882	2.7755	2.7852	4222.55	4223.55	1.00	0.94	0.94	0.94	57	171.4
28-Jan-15	9:40	Cloudy	010850	2.7874	2.8007	4247.55	4248.55	1.00	1.01	1.01	1.01	60	220.1
28-Jan-15	10:43	Cloudy	010853	2.7727	2.7789	4248.55	4249.55	1.00	1.01	1.01	1.01	60	102.6
28-Jan-15	13:00	Cloudy	010856	2.7751	2.7904	4249.55	4250.55	1.00	1.01	1.01	1.01	60	253.2



Location: MA1e - International Finance Centre (Eastern Wing)

Report on 24-hour TSP monitoring

Action Level ($\mu\text{g}/\text{m}^3$) - 173.4

Limit Level ($\mu\text{g}/\text{m}^3$) - 260

Date	Sampling Time	Weather Condition	Filter paper no.	Filter Weight, g		Elapse Time, hr		Sampling Time, hr	Flow Rate, m^3/min			Total Volume, m^3	TSP Level, $\mu\text{g}/\text{m}^3$
				Initial	Final	Initial	Final		Initial, Q_{si}	Final, Q_{sf}	Average		
29-Dec-14	8:00	Fine	010794	2.7205	2.8135	16294.49	16318.49	24.00	1.28	1.28	1.28	1842	50.5
3-Jan-15	8:00	Fine	010800	2.7224	2.8202	16321.50	16345.50	24.00	1.32	1.32	1.32	1903	51.0
9-Jan-15	8:00	Fine	010059	2.7508	2.9470	16348.50	16372.50	24.00	1.32	1.32	1.32	1907	102.9
15-Jan-15	8:00	Fine	010931	2.7370	2.8758	16375.50	16399.50	24.00	1.33	1.32	1.32	1906	72.8
21-Jan-15	8:00	Fine	010984	2.7401	3.0219	16402.50	16426.50	24.00	1.23	1.23	1.23	1772	159.0
27-Jan-15	8:00	Cloudy	010867	2.7630	2.8386	16429.50	16453.50	24.00	1.23	1.23	1.23	1770	42.7

Report on 1-hour TSP monitoring

Action Level ($\mu\text{g}/\text{m}^3$) - 325.1

Limit Level ($\mu\text{g}/\text{m}^3$) - 500

Date	Sampling Time	Weather Condition	Filter paper no.	Filter Weight, g		Elapse Time, hr		Sampling Time, hr	Flow Rate, m^3/min			Total Volume, m^3	TSP Level, $\mu\text{g}/\text{m}^3$
				Initial	Final	Initial	Final		Initial, Q_{si}	Final, Q_{sf}	Average		
30-Dec-14	8:10	Fine	010948	2.7699	2.7738	16318.49	16319.49	1.00	1.28	1.28	1.28	77	50.8
30-Dec-14	9:13	Fine	010945	2.7387	2.7411	16319.49	16320.49	1.00	1.23	1.23	1.23	74	32.4
30-Dec-14	10:25	Fine	010797	2.7209	2.7236	16320.49	16321.49	1.00	1.32	1.32	1.32	79	34.0
5-Jan-15	8:15	Cloudy	010961	2.7636	2.7679	16345.50	16346.50	1.00	1.32	1.32	1.32	79	54.0
5-Jan-15	9:20	Cloudy	009878	2.7721	2.7791	16346.50	16347.50	1.00	1.32	1.32	1.32	79	89.0
5-Jan-15	10:30	Cloudy	009881	2.7570	2.7610	16347.50	16348.50	1.00	1.32	1.32	1.32	79	51.0
10-Jan-15	8:06	Fine	011007	2.7746	2.7821	16372.50	16373.50	1.00	1.32	1.32	1.32	79	94.4
10-Jan-15	9:14	Fine	011010	2.7870	2.7931	16373.50	16374.50	1.00	1.32	1.32	1.32	79	76.8
10-Jan-15	10:20	Fine	011013	2.7742	2.7824	16374.50	16375.50	1.00	1.32	1.32	1.32	79	103.2
16-Jan-15	8:16	Fine	011016	2.7488	2.7534	16399.50	16400.50	1.00	1.32	1.32	1.32	79	58.0
16-Jan-15	9:23	Fine	010062	2.7542	2.7595	16400.50	16401.50	1.00	1.32	1.32	1.32	79	66.8
16-Jan-15	10:38	Fine	010981	2.7495	2.7503	16401.50	16402.50	1.00	1.32	1.32	1.32	79	10.1
22-Jan-15	8:11	Fine	010858	2.7662	2.7700	16426.50	16427.50	1.00	1.23	1.23	1.23	74	51.4
22-Jan-15	9:16	Fine	010861	2.7556	2.7591	16427.50	16428.50	1.00	1.23	1.23	1.23	74	47.4
22-Jan-15	10:21	Fine	010864	2.7835	2.7854	16428.50	16429.50	1.00	1.23	1.23	1.23	74	25.7
28-Jan-15	8:08	Cloudy	010987	2.7389	2.7409	16453.50	16454.50	1.00	1.23	1.23	1.23	74	27.1
28-Jan-15	9:11	Cloudy	009579	2.8246	2.8258	16454.50	16455.50	1.00	1.23	1.23	1.23	74	16.3
28-Jan-15	10:15	Cloudy	011112	2.7586	2.7605	16455.50	16456.50	1.00	1.23	1.23	1.23	74	25.8



Location: MA1w - International Finance Centre (Western Wing)

Report on 24-hour TSP monitoring

Action Level ($\mu\text{g}/\text{m}^3$) - 173.4
Limit Level ($\mu\text{g}/\text{m}^3$) - 260

Date	Sampling Time	Weather Condition	Filter paper no.	Filter Weight, g		Elapse Time, hr		Sampling Time, hr	Flow Rate, m^3/min			Total Volume, m^3	TSP Level, $\mu\text{g}/\text{m}^3$
				Initial	Final	Initial	Final		Initial, Q_{si}	Final, Q_{sf}	Average		
29-Dec-14	8:00	Fine	010795	2.7349	2.8541	16344.62	16368.62	24.00	1.36	1.36	1.36	1958	60.9
3-Jan-15	8:00	Fine	010801	2.7245	2.8600	16371.63	16395.63	24.00	1.36	1.36	1.36	1954	69.0
9-Jan-15	8:00	Fine	010060	2.7566	2.9011	16398.63	16422.63	24.00	1.36	1.36	1.36	1957	73.8
15-Jan-15	8:00	Fine	010932	2.7424	2.8412	16425.63	16449.63	24.00	1.36	1.36	1.36	1956	50.5
21-Jan-15	8:00	Fine	010985	2.7471	3.0467	16452.63	16476.63	24.00	1.36	1.36	1.36	1954	153.3
27-Jan-15	8:00	Cloudy	010868	2.7723	2.8828	16479.63	16503.63	24.00	1.35	1.36	1.35	1951	56.6

Report on 1-hour TSP monitoring

Action Level ($\mu\text{g}/\text{m}^3$) - 325.1
Limit Level ($\mu\text{g}/\text{m}^3$) - 500

Date	Sampling Time	Weather Condition	Filter paper no.	Filter Weight, g		Elapse Time, hr		Sampling Time, hr	Flow Rate, m^3/min			Total Volume, m^3	TSP Level, $\mu\text{g}/\text{m}^3$
				Initial	Final	Initial	Final		Initial, Q_{si}	Final, Q_{sf}	Average		
30-Dec-14	8:15	Fine	010943	2.7466	2.7522	16368.62	16369.62	1.00	1.36	1.36	1.36	82	68.7
30-Dec-14	9:20	Fine	010946	2.7604	2.7654	16369.62	16370.62	1.00	1.36	1.36	1.36	82	61.3
30-Dec-14	10:30	Fine	010798	2.7202	2.7252	16370.62	16371.62	1.00	1.36	1.36	1.36	82	61.3
5-Jan-15	8:04	Cloudy	009877	2.7793	2.7856	16395.63	16396.63	1.00	1.35	1.35	1.35	81	78.0
5-Jan-15	9:13	Cloudy	009879	2.7692	2.7747	16396.63	16397.63	1.00	1.39	1.39	1.39	84	66.0
5-Jan-15	10:20	Cloudy	009882	2.7562	2.7620	16397.63	16398.63	1.00	1.35	1.35	1.35	81	72.0
10-Jan-15	8:15	Fine	011008	2.7712	2.7784	16422.63	16423.63	1.00	1.40	1.40	1.40	84	85.7
10-Jan-15	9:26	Fine	011011	2.7599	2.7649	16423.63	16424.63	1.00	1.40	1.40	1.40	84	59.5
10-Jan-15	10:41	Fine	011014	2.7590	2.7661	16424.63	16425.63	1.00	1.40	1.40	1.40	84	84.5
16-Jan-15	8:03	Fine	011017	2.7471	2.7545	16449.63	16450.63	1.00	1.40	1.40	1.40	84	88.2
16-Jan-15	9:10	Fine	010063	2.7558	2.7619	16450.63	16451.63	1.00	1.40	1.40	1.40	84	72.7
16-Jan-15	10:26	Fine	010982	2.7478	2.7511	16451.63	16452.63	1.00	1.40	1.40	1.40	84	39.3
22-Jan-15	8:05	Fine	010859	2.7688	2.7743	16476.63	16477.63	1.00	1.36	1.36	1.36	81	67.6
22-Jan-15	9:10	Fine	010862	2.7720	2.7777	16478.63	16479.63	1.00	1.40	1.40	1.40	84	67.9
22-Jan-15	10:15	Fine	010865	2.7920	2.7961	16477.63	16478.63	1.00	1.40	1.40	1.40	84	48.8
28-Jan-15	8:05	Cloudy	010988	2.7569	2.7600	16503.63	16504.63	1.00	1.38	1.38	1.38	83	37.5
28-Jan-15	9:08	Cloudy	009580	2.8325	2.8377	16504.63	16505.63	1.00	1.38	1.38	1.38	83	62.9
28-Jan-15	10:13	Cloudy	009582	2.8217	2.8267	16505.63	16506.63	1.00	1.38	1.38	1.38	83	60.2



Location: CMA1b - Oil Street Site Office

Report on 24-hour TSP monitoring

Action Level ($\mu\text{g}/\text{m}^3$) - 176.7

Limit Level ($\mu\text{g}/\text{m}^3$) - 260

Date	Sampling Time	Weather Condition	Filter paper no.	Filter Weight, g		Elapse Time, hr		Sampling Time, hr	Flow Rate, m^3/min			Total Volume, m^3	TSP Level, $\mu\text{g}/\text{m}^3$
				Initial	Final	Initial	Final		Initial, Q_{si}	Final, Q_{sf}	Average		
2-Feb-15	8:00	Fine	011004	2.7654	2.9325	5812.47	5836.47	24.00	1.12	1.12	1.12	1612	103.6
7-Feb-15	8:00	Fine	011060	2.7503	2.9667	5839.47	5863.47	24.00	1.06	1.07	1.06	1533	141.1
13-Feb-15	8:00	Fine	009635	2.8524	3.1385	5866.60	5890.60	24.00	1.20	1.19	1.19	1720	166.3
17-Feb-15	8:00	Cloudy	009660	2.8557	3.0802	5893.60	5917.60	24.00	1.17	1.17	1.17	1682	133.4
23-Feb-15	8:00	Cloudy	011200	2.7265	2.9043	5920.61	5944.61	24.00	1.11	1.11	1.11	1603	110.9

Report on 1-hour TSP monitoring

Action Level ($\mu\text{g}/\text{m}^3$) - 320.1

Limit Level ($\mu\text{g}/\text{m}^3$) - 500

Date	Sampling Time	Weather Condition	Filter paper no.	Filter Weight, g		Elapse Time, hr		Sampling Time, hr	Flow Rate, m^3/min			Total Volume, m^3	TSP Level, $\mu\text{g}/\text{m}^3$
				Initial	Final	Initial	Final		Initial, Q_{si}	Final, Q_{sf}	Average		
3-Feb-15	9:45	Fine	009571	2.8195	2.8288	5836.47	5837.47	1.00	1.12	1.12	1.12	67	138.5
3-Feb-15	10:50	Fine	009574	2.8139	2.8241	5837.47	5838.47	1.00	1.12	1.12	1.12	67	151.9
3-Feb-15	13:00	Fine	009577	2.8321	2.8434	5838.47	5839.47	1.00	1.12	1.12	1.12	67	168.3
9-Feb-15	8:02	Fine	011042	2.7140	2.7318	5863.46	5864.46	1.00	1.18	1.18	1.18	71	252.1
9-Feb-15	9:06	Fine	009566	2.8155	2.8302	5864.46	5865.46	1.00	1.18	1.18	1.18	71	208.2
9-Feb-15	10:10	Fine	009626	2.8708	2.8893	5865.47	5866.47	1.00	1.18	1.18	1.18	71	262.0
14-Feb-15	8:30	Fine	009654	2.8438	2.8642	5890.60	5891.60	1.00	1.17	1.17	1.17	70	291.4
14-Feb-15	9:32	Fine	009656	2.8464	2.8643	5891.60	5892.60	1.00	1.17	1.17	1.17	70	255.7
14-Feb-15	10:34	Fine	009658	2.8475	2.8596	5892.60	5893.60	1.00	1.17	1.17	1.17	70	172.8
18-Feb-15	8:05	Cloudy	011194	2.7208	2.7295	5917.61	5918.61	1.00	1.17	1.17	1.17	70	124.0
18-Feb-15	9:12	Cloudy	011196	2.7233	2.7324	5918.61	5919.61	1.00	1.17	1.17	1.17	70	129.7
18-Feb-15	10:24	Cloudy	011198	2.7207	2.7325	5919.61	5920.61	1.00	1.17	1.17	1.17	70	168.1
24-Feb-15	8:20	Cloudy	011138	2.7251	2.7329	5944.61	5945.61	1.00	1.11	1.11	1.11	67	116.8
24-Feb-15	9:25	Cloudy	011141	2.7302	2.7354	5945.61	5946.61	1.00	1.06	1.06	1.06	64	81.8
24-Feb-15	10:30	Cloudy	011144	2.7234	2.7280	5946.61	5947.61	1.00	1.06	1.06	1.06	64	72.3

Location: CMA2a - Causeway Bay Community Centre

Report on 24-hour TSP monitoring

Action Level ($\mu\text{g}/\text{m}^3$) - 169.5

Limit Level ($\mu\text{g}/\text{m}^3$) - 260

Date	Sampling Time	Weather Condition	Filter paper no.	Filter Weight, g		Elapse Time, hr		Sampling Time, hr	Flow Rate, m^3/min			Total Volume, m^3	TSP Level, $\mu\text{g}/\text{m}^3$
				Initial	Final	Initial	Final		Initial, Q_{si}	Final, Q_{sf}	Average		
2-Feb-15	8:00	Fine	011005	2.7671	2.9438	15521.71	15545.71	24.00	0.96	0.96	0.96	1385	127.6
7-Feb-15	8:00	Fine	011059	2.7583	3.0500	15548.71	15572.71	24.00	1.35	1.35	1.35	1939	150.4
13-Feb-15	8:00	Fine	009634	2.8601	3.1027	15575.71	15599.71	24.00	1.25	1.25	1.25	1800	134.8
17-Feb-15	8:00	Cloudy	009661	2.8539	2.9597	15602.71	15626.71	24.00	1.07	1.07	1.07	1540	68.7
23-Feb-15	8:00	Cloudy	011201	2.7264	2.8426	15629.73	15653.73	24.00	1.07	1.07	1.07	1537	75.6

Report on 1-hour TSP monitoring

Action Level ($\mu\text{g}/\text{m}^3$) - 323.4

Limit Level ($\mu\text{g}/\text{m}^3$) - 500

Date	Sampling Time	Weather Condition	Filter paper no.	Filter Weight, g		Elapse Time, hr		Sampling Time, hr	Flow Rate, m^3/min			Total Volume, m^3	TSP Level, $\mu\text{g}/\text{m}^3$
				Initial	Final	Initial	Final		Initial, Q_{si}	Final, Q_{sf}	Average		
3-Feb-15	9:35	Fine	009570	2.8171	2.8304	15545.71	15546.71	1.00	1.09	1.09	1.09	65	203.5
3-Feb-15	10:38	Fine	009573	2.8142	2.8264	15546.71	15547.71	1.00	1.09	1.09	1.09	65	186.7
3-Feb-15	13:00	Fine	009576	2.8254	2.8407	15547.71	15548.71	1.00	1.09	1.09	1.09	65	234.1
9-Feb-15	8:05	Fine	009565	2.8181	2.8385	15572.71	15573.71	1.00	1.35	1.35	1.35	81	251.6
9-Feb-15	9:10	Fine	009567	2.8188	2.8398	15573.70	15574.70	1.00	1.35	1.35	1.35	81	259.0
9-Feb-15	10:15	Fine	009627	2.8526	2.8742	15574.70	15575.70	1.00	1.35	1.35	1.35	81	266.4
14-Feb-15	8:40	Fine	009655	2.8448	2.8592	15599.71	15600.71	1.00	1.25	1.25	1.25	75	192.2
14-Feb-15	9:42	Fine	009657	2.8591	2.8773	15600.71	15601.71	1.00	1.25	1.25	1.25	75	242.9
14-Feb-15	10:44	Fine	009659	2.8553	2.8695	15601.71	15602.71	1.00	1.25	1.25	1.25	75	189.5
18-Feb-15	8:10	Cloudy	011195	2.7260	2.7353	15626.71	15627.71	1.00	1.07	1.07	1.07	64	144.7
18-Feb-15	9:12	Cloudy	011197	2.7215	2.7280	15627.71	15628.71	1.00	1.07	1.07	1.07	64	101.2
18-Feb-15	10:14	Cloudy	011199	2.7271	2.7365	15628.71	15629.71	1.00	1.07	1.07	1.07	64	146.3
24-Feb-15	8:10	Cloudy	011139	2.7391	2.7454	15653.73	15654.73	1.00	1.07	1.07	1.07	64	98.4
24-Feb-15	9:15	Cloudy	011142	2.7208	2.7282	15654.73	15655.73	1.00	1.07	1.07	1.07	64	115.6
24-Feb-15	10:20	Cloudy	011145	2.7232	2.7306	15655.73	15656.73	1.00	1.07	1.07	1.07	64	115.6



Location: CMA3a - CWB PRE Site Office Area

Report on 24-hour TSP monitoring

Action Level ($\mu\text{g}/\text{m}^3$) - 171

Limit Level ($\mu\text{g}/\text{m}^3$) - 260

Date	Sampling Time	Weather Condition	Filter paper no.	Filter Weight, g		Elapse Time, hr		Sampling Time, hr	Flow Rate, m^3/min			Total Volume, m^3	TSP Level, $\mu\text{g}/\text{m}^3$
				Initial	Final	Initial	Final		Initial, Q_{si}	Final, Q_{sf}	Average		
4-Feb-15	11:54	Fine	009605	2.8150	2.9573	2966.26	2990.26	24.00	1.14	1.14	1.14	1644	86.6
10-Feb-15	13:30	Fine	011078	2.7458	2.9987	2993.23	3017.23	24.00	1.19	1.19	1.19	1708	148.1
13-Feb-15	8:00	Fine	009639	2.8495	3.1098	3017.40	3041.40	24.00	1.32	1.32	1.32	1904	136.7
17-Feb-15	8:00	Cloudy	011068	2.7336	2.9366	3044.41	3068.41	24.00	1.37	1.38	1.37	1979	102.6
23-Feb-15	8:00	Cloudy	011217	2.8041	2.9881	3071.41	3095.41	24.00	1.32	1.32	1.32	1901	96.8

Remarks: Due to interruption of electricity, the 24hr TSP was rescheduled from 2 and 7 February 2015 to 4 and 10 February 2015 respectively.

Report on 1-hour TSP monitoring

Action Level ($\mu\text{g}/\text{m}^3$) - 311.3

Limit Level ($\mu\text{g}/\text{m}^3$) - 500

Date	Sampling Time	Weather Condition	Filter paper no.	Filter Weight, g		Elapse Time, hr		Sampling Time, hr	Flow Rate, m^3/min			Total Volume, m^3	TSP Level, $\mu\text{g}/\text{m}^3$
				Initial	Final	Initial	Final		Initial, Q_{si}	Final, Q_{sf}	Average		
3-Feb-15	13:08	Fine	009598	2.8328	2.8398	2963.26	2964.26	1.00	1.12	1.12	1.12	67	104.3
3-Feb-15	14:34	Fine	009601	2.8384	2.8493	2964.26	2965.26	1.00	1.18	1.18	1.18	71	154.4
3-Feb-15	15:40	Fine	009603	2.8269	2.8376	2965.26	2966.26	1.00	1.12	1.12	1.12	67	159.4
9-Feb-15	9:18	Fine	011061	2.7593	2.7718	2990.26	2991.26	1.00	1.24	1.24	1.24	74	168.2
9-Feb-15	10:24	Fine	011111	2.7544	2.7716	2991.26	2992.26	1.00	1.18	1.18	1.18	71	242.8
9-Feb-15	13:00	Fine	011109	2.7452	2.7539	2992.26	2993.26	1.00	1.18	1.18	1.18	71	122.8
14-Feb-15	9:03	Fine	011101	2.7424	2.7550	3041.40	3042.40	1.00	1.39	1.39	1.39	83	151.5
14-Feb-15	10:07	Fine	011099	2.7389	2.7527	3042.40	3043.40	1.00	1.39	1.39	1.39	83	166.0
14-Feb-15	13:00	Fine	011097	2.7317	2.7516	3043.40	3044.40	1.00	1.39	1.39	1.39	83	239.3
18-Feb-15	8:50	Cloudy	011183	2.7501	2.7607	3068.41	3069.41	1.00	1.24	1.24	1.24	75	142.1
18-Feb-15	10:25	Cloudy	011219	2.8155	2.8303	3069.41	3070.41	1.00	1.24	1.24	1.24	75	198.4
18-Feb-15	13:00	Cloudy	011063	2.7502	2.7623	3070.41	3071.41	1.00	1.24	1.24	1.24	75	162.2
24-Feb-15	8:21	Cloudy	011064	2.7656	2.7731	3095.41	3096.41	1.00	1.24	1.24	1.24	74	101.0
24-Feb-15	9:25	Cloudy	011049	2.7371	2.7403	3096.41	3097.41	1.00	1.24	1.24	1.24	74	43.1
24-Feb-15	10:35	Cloudy	011065	2.7609	2.7676	3097.41	3098.41	1.00	1.24	1.24	1.24	74	90.2



Location: CMA4a - SPCA

Report on 24-hour TSP monitoring

Action Level ($\mu\text{g}/\text{m}^3$) - 171.2

Limit Level ($\mu\text{g}/\text{m}^3$) - 260

Date	Sampling Time	Weather Condition	Filter paper no.	Filter Weight, g		Elapse Time, hr		Sampling Time, hr	Flow Rate, m^3/min			Total Volume, m^3	TSP Level, $\mu\text{g}/\text{m}^3$
				Initial	Final	Initial	Final		Initial, Q_{si}	Final, Q_{sf}	Average		
2-Feb-15	8:00	Fine	011046	2.7322	2.9041	19778.24	19802.24	24.00	1.19	1.19	1.19	1708	100.6
7-Feb-15	8:00	Fine	009604	2.8257	3.0935	19805.24	19829.24	24.00	1.14	1.14	1.14	1640	163.2
13-Feb-15	8:00	Fine	011102	2.7514	2.9906	19832.25	19856.25	24.00	1.32	1.32	1.32	1904	125.6
18-Feb-15	14:03	Cloudy	011216	2.8006	3.0394	19873.82	19897.82	24.00	1.32	1.33	1.32	1908	125.2
23-Feb-15	8:00	Cloudy	011047	2.7350	2.8708	19897.82	19921.82	24.00	1.29	1.29	1.29	1864	72.9

Remarks: Due to interruption of electricity, the 24hr TSP was rescheduled from 17 February 2015 to 18 February 2015.

Report on 1-hour TSP monitoring

Action Level ($\mu\text{g}/\text{m}^3$) - 312.5

Limit Level ($\mu\text{g}/\text{m}^3$) - 500

Date	Sampling Time	Weather Condition	Filter paper no.	Filter Weight, g		Elapse Time, hr		Sampling Time, hr	Flow Rate, m^3/min			Total Volume, m^3	TSP Level, $\mu\text{g}/\text{m}^3$
				Initial	Final	Initial	Final		Initial, Q_{si}	Final, Q_{sf}	Average		
3-Feb-15	13:20	Fine	009599	2.8244	2.8354	19802.24	19803.24	1.00	1.19	1.19	1.19	71	154.6
3-Feb-15	14:23	Fine	009600	2.8156	2.8264	19803.24	19804.24	1.00	1.14	1.14	1.14	68	158.0
3-Feb-15	15:37	Fine	009602	2.8252	2.8351	19804.24	19805.24	1.00	1.14	1.14	1.14	68	144.9
9-Feb-15	9:32	Fine	011062	2.7382	2.7581	19829.24	19830.24	1.00	1.19	1.19	1.19	71	279.1
9-Feb-15	10:34	Fine	011110	2.7554	2.7645	19830.24	19831.24	1.00	1.19	1.19	1.19	71	127.6
9-Feb-15	13:00	Fine	011108	2.7392	2.7578	19831.24	19832.24	1.00	1.19	1.19	1.19	71	260.8
14-Feb-15	9:14	Fine	011100	2.7397	2.7516	19856.25	19857.25	1.00	1.32	1.32	1.32	79	150.1
14-Feb-15	10:22	Fine	011098	2.7264	2.7395	19857.25	19858.25	1.00	1.32	1.32	1.32	79	165.3
14-Feb-15	13:00	Fine	011106	2.7640	2.7812	19858.25	19859.25	1.00	1.32	1.32	1.32	79	217.0
18-Feb-15	9:40	Cloudy	011182	2.7304	2.7434	19870.82	19871.82	1.00	1.27	1.27	1.27	76	170.4
18-Feb-15	10:45	Cloudy	011218	2.7931	2.8073	19871.82	19872.82	1.00	1.27	1.27	1.27	76	186.1
18-Feb-15	13:00	Cloudy	011184	2.7289	2.7412	19872.82	19873.82	1.00	1.27	1.27	1.27	76	161.2
24-Feb-15	8:07	Cloudy	011048	2.7376	2.7399	19921.82	19922.82	1.00	1.29	1.29	1.29	78	29.6
24-Feb-15	9:15	Cloudy	011053	2.7355	2.7442	19922.82	19923.82	1.00	1.29	1.29	1.29	78	112.0
24-Feb-15	10:20	Cloudy	011052	2.7473	2.7514	19923.82	19924.82	1.00	1.29	1.29	1.29	78	52.8



Location: CMA5b - Pedestrian Plaza

Report on 24-hour TSP monitoring

Action Level ($\mu\text{g}/\text{m}^3$) - 181

Limit Level ($\mu\text{g}/\text{m}^3$) - 260

Date	Sampling Time	Weather Condition	Filter paper no.	Filter Weight, g		Elapse Time, hr		Sampling Time, hr	Flow Rate, m^3/min			Total Volume, m^3	TSP Level, $\mu\text{g}/\text{m}^3$
				Initial	Final	Initial	Final		Initial, Q_{si}	Final, Q_{sf}	Average		
2-Feb-15	8:00	Fine	009597	2.8229	2.9371	4250.55	4274.55	24.00	0.95	0.95	0.95	1362	83.8
7-Feb-15	18:19	Fine	011041	2.7244	3.0576	4277.55	4301.55	24.00	1.01	1.01	1.01	1456	228.8
13-Feb-15	8:00	Fine	011081	2.7372	3.0022	4304.66	4328.66	24.00	1.05	1.05	1.05	1515	174.9
17-Feb-15	8:00	Cloudy	009595	2.8218	2.9015	4331.66	4355.66	24.00	0.84	0.84	0.84	1207	66.0
23-Feb-15	8:00	Cloudy	011136	2.7196	2.8947	4358.66	4382.66	24.00	0.98	0.79	0.88	1272	137.6

Report on 1-hour TSP monitoring

Action Level ($\mu\text{g}/\text{m}^3$) - 332

Limit Level ($\mu\text{g}/\text{m}^3$) - 500

Date	Sampling Time	Weather Condition	Filter paper no.	Filter Weight, g		Elapse Time, hr		Sampling Time, hr	Flow Rate, m^3/min			Total Volume, m^3	TSP Level, $\mu\text{g}/\text{m}^3$
				Initial	Final	Initial	Final		Initial, Q_{si}	Final, Q_{sf}	Average		
3-Feb-15	9:50	Fine	009615	2.8604	2.8709	4274.55	4275.55	1.00	0.95	0.95	0.95	57	185.2
3-Feb-15	11:00	Fine	009620	2.8508	2.8610	4275.55	4276.55	1.00	0.95	0.95	0.95	57	179.9
3-Feb-15	13:00	Fine	009623	2.8762	2.8841	4276.55	4277.55	1.00	0.95	0.95	0.95	57	139.3
9-Feb-15	10:40	Fine	009630	2.8512	2.8775	4301.55	4302.55	1.00	1.02	1.02	1.02	61	431.8
9-Feb-15	13:00	Fine	009633	2.8617	2.8834	4302.55	4303.55	1.00	1.02	1.02	1.02	61	356.3
9-Feb-15	14:05	Fine	011084	2.7296	2.7627	4303.55	4304.55	1.00	1.02	1.02	1.02	61	543.4
14-Feb-15	13:00	Fine	011071	2.7292	2.7497	4328.66	4329.66	1.00	1.05	1.05	1.05	63	325.3
14-Feb-15	14:15	Fine	011076	2.7314	2.7382	4329.66	4330.66	1.00	0.91	0.91	0.91	54	124.8
14-Feb-15	15:25	Fine	009592	2.8323	2.8406	4330.68	4331.68	1.00	0.91	0.91	0.91	54	152.4
18-Feb-15	9:13	Cloudy	009637	2.8544	2.8686	4355.66	4356.66	1.00	0.91	0.91	0.91	55	259.7
18-Feb-15	10:20	Cloudy	011129	2.7365	2.7428	4356.66	4357.66	1.00	0.91	0.91	0.91	55	115.2
18-Feb-15	13:00	Cloudy	011133	2.7412	2.7579	4357.66	4358.66	1.00	0.91	0.91	0.91	55	305.4
24-Feb-15	8:40	Cloudy	011185	2.7162	2.7268	4382.66	4383.66	1.00	0.98	0.79	0.88	53	200.1
24-Feb-15	9:43	Cloudy	011213	2.7310	2.7443	4383.66	4384.66	1.00	0.98	0.79	0.88	53	251.0
24-Feb-15	10:50	Cloudy	011193	2.7357	2.7461	4384.66	4385.66	1.00	0.98	0.79	0.88	53	196.3



Location: MA1e - International Finance Centre (Eastern Wing)

Report on 24-hour TSP monitoring

Action Level ($\mu\text{g}/\text{m}^3$) - 173.4
Limit Level ($\mu\text{g}/\text{m}^3$) - 260

Date	Sampling Time	Weather Condition	Filter paper no.	Filter Weight, g		Elapse Time, hr		Sampling Time, hr	Flow Rate, m^3/min			Total Volume, m^3	TSP Level, $\mu\text{g}/\text{m}^3$
				Initial	Final	Initial	Final		Initial, Q_{si}	Final, Q_{sf}	Average		
2-Feb-15	8:00	Fine	009568	2.8084	2.8716	16457.50	16481.50	24.00	1.28	1.28	1.28	1841	34.3
7-Feb-15	8:00	Fine	009584	2.8294	2.9635	16484.50	16508.50	24.00	1.23	1.23	1.23	1775	75.6
13-Feb-15	8:00	Fine	011095	2.7336	2.8544	16511.50	16535.50	24.00	1.23	1.23	1.23	1767	68.4
17-Feb-15	8:00	Cloudy	009647	2.8739	3.1044	16538.50	16562.50	24.00	1.31	1.31	1.31	1882	122.5
23-Feb-15	8:00	Cloudy	011155	2.7328	2.8954	16566.46	16590.46	24.00	1.16	1.16	1.16	1667	97.6

Report on 1-hour TSP monitoring

Action Level ($\mu\text{g}/\text{m}^3$) - 325.1
Limit Level ($\mu\text{g}/\text{m}^3$) - 500

Date	Sampling Time	Weather Condition	Filter paper no.	Filter Weight, g		Elapse Time, hr		Sampling Time, hr	Flow Rate, m^3/min			Total Volume, m^3	TSP Level, $\mu\text{g}/\text{m}^3$
				Initial	Final	Initial	Final		Initial, Q_{si}	Final, Q_{sf}	Average		
3-Feb-15	8:06	Fine	009611	2.8162	2.8206	16481.50	16482.50	1.00	1.23	1.23	1.23	74	59.5
3-Feb-15	9:12	Fine	009614	2.8582	2.8621	16482.50	16483.50	1.00	1.23	1.23	1.23	74	52.7
3-Feb-15	10:20	Fine	009608	2.8323	2.8374	16483.50	16484.50	1.00	1.23	1.23	1.23	74	69.0
9-Feb-15	8:09	Fine	011086	2.7230	2.7254	16508.50	16509.50	1.00	1.24	1.24	1.24	74	32.4
9-Feb-15	9:15	Fine	011089	2.7304	2.7352	16509.50	16510.50	1.00	1.24	1.24	1.24	74	64.8
9-Feb-15	15:00	Fine	011092	2.7229	2.7266	16510.50	16511.50	1.00	1.24	1.24	1.24	74	49.9
14-Feb-15	8:10	Fine	009640	2.8624	2.8653	16535.50	16536.50	1.00	1.23	1.23	1.23	74	39.4
14-Feb-15	9:16	Fine	009643	2.8707	2.8770	16536.50	16537.50	1.00	1.23	1.23	1.23	74	85.6
14-Feb-15	10:20	Fine	009646	2.8740	2.8806	16537.50	16538.50	1.00	1.23	1.23	1.23	74	89.7
18-Feb-15	8:02	Cloudy	011149	2.7245	2.7309	16563.46	16564.46	1.00	1.16	1.16	1.16	70	91.9
18-Feb-15	9:05	Cloudy	011151	2.7243	2.7303	16564.46	16565.46	1.00	1.16	1.16	1.16	70	86.2
18-Feb-15	10:20	Cloudy	011153	2.7261	2.7329	16565.46	16566.46	1.00	1.16	1.16	1.16	70	97.7
24-Feb-15	8:10	Cloudy	011244	2.7886	2.7916	16590.46	16591.46	1.00	1.16	1.16	1.16	69	43.2
24-Feb-15	9:15	Cloudy	011247	2.7816	2.7821	16591.46	16592.46	1.00	1.16	1.16	1.16	69	7.2
24-Feb-15	10:30	Cloudy	011250	2.7925	2.7950	16592.46	16593.46	1.00	1.16	1.16	1.16	69	36.0



Location: MA1w - International Finance Centre (Western Wing)

Report on 24-hour TSP monitoring

Action Level ($\mu\text{g}/\text{m}^3$) - 173.4
 Limit Level ($\mu\text{g}/\text{m}^3$) - 260

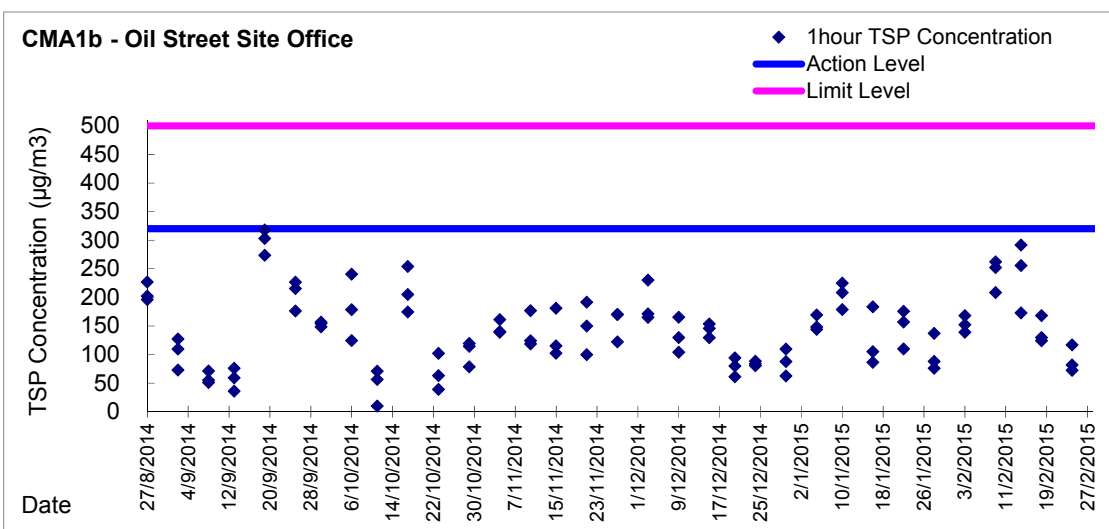
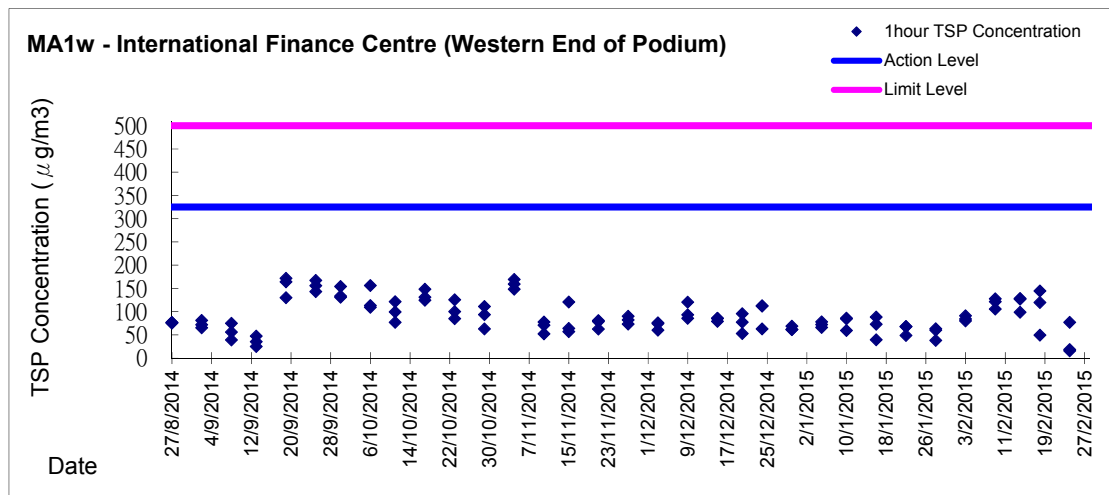
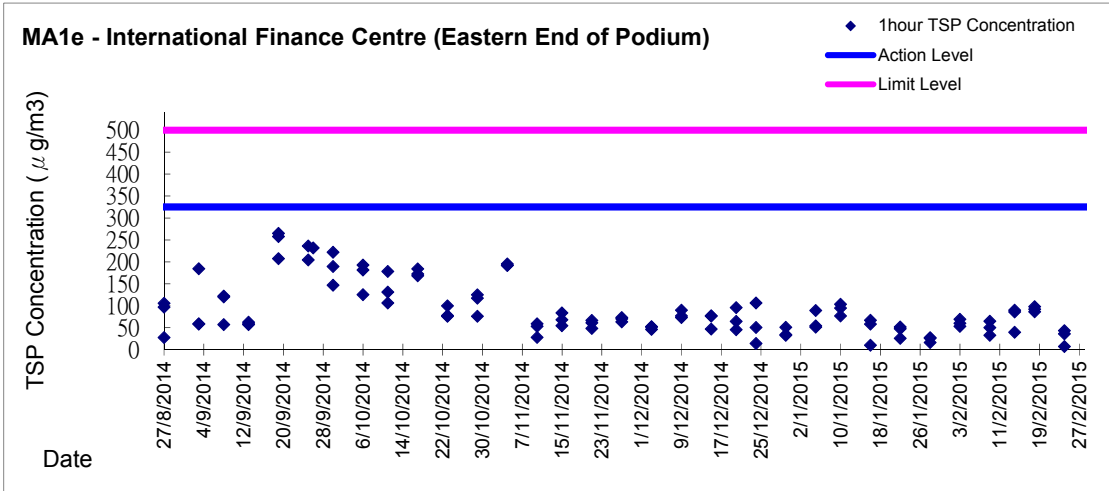
Date	Sampling Time	Weather Condition	Filter paper no.	Filter Weight, g		Elapse Time, hr		Sampling Time, hr	Flow Rate, m^3/min			Total Volume, m^3	TSP Level, $\mu\text{g}/\text{m}^3$
				Initial	Final	Initial	Final		Initial, Q_{si}	Final, Q_{sf}	Average		
2-Feb-15	8:00	Fine	011113	2.7512	2.8842	16506.63	16530.63	24.00	1.40	1.40	1.40	2017	65.9
7-Feb-15	8:00	Fine	009585	2.8157	3.0278	16533.62	16557.62	24.00	1.36	1.36	1.36	1956	108.4
13-Feb-15	8:00	Fine	011096	2.7388	2.8406	16560.62	16584.62	24.00	1.35	1.35	1.35	1949	52.2
17-Feb-15	8:00	Cloudy	009651	2.8430	3.0362	16587.63	16611.63	24.00	1.28	1.28	1.28	1844	104.8
23-Feb-15	8:00	Cloudy	011156	2.7269	2.8364	16614.63	16638.63	24.00	1.28	1.28	1.28	1841	59.5

Report on 1-hour TSP monitoring

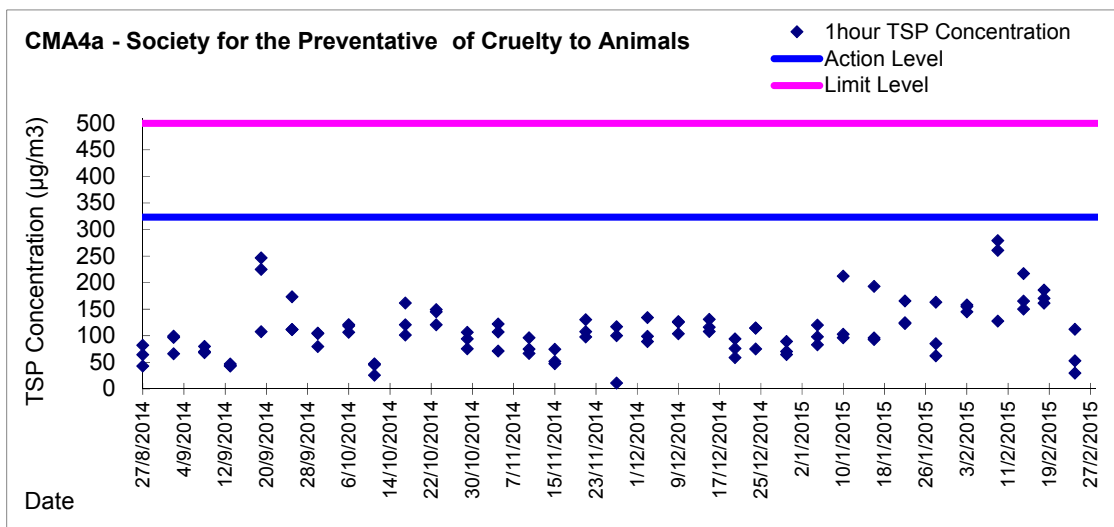
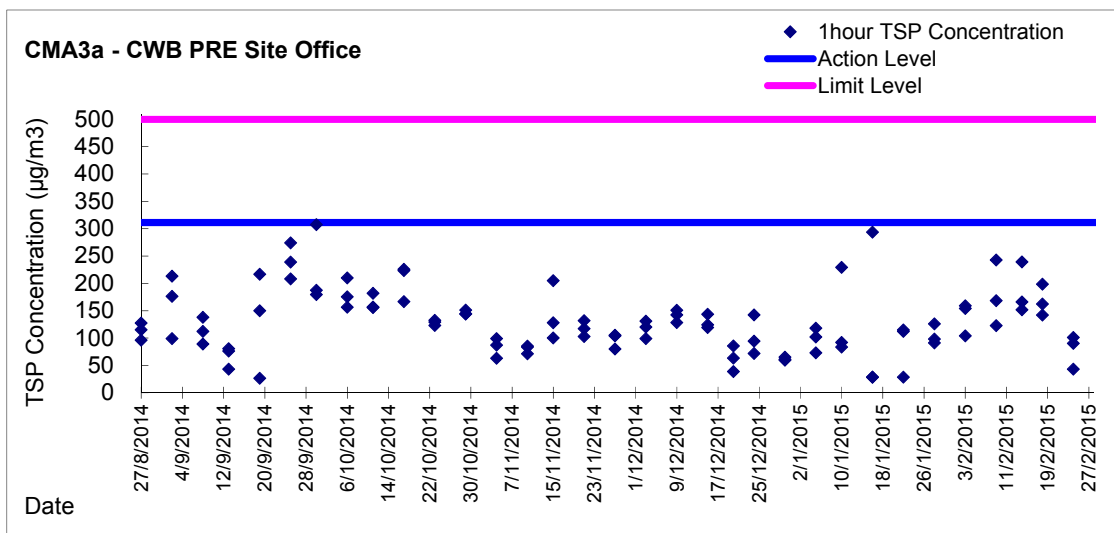
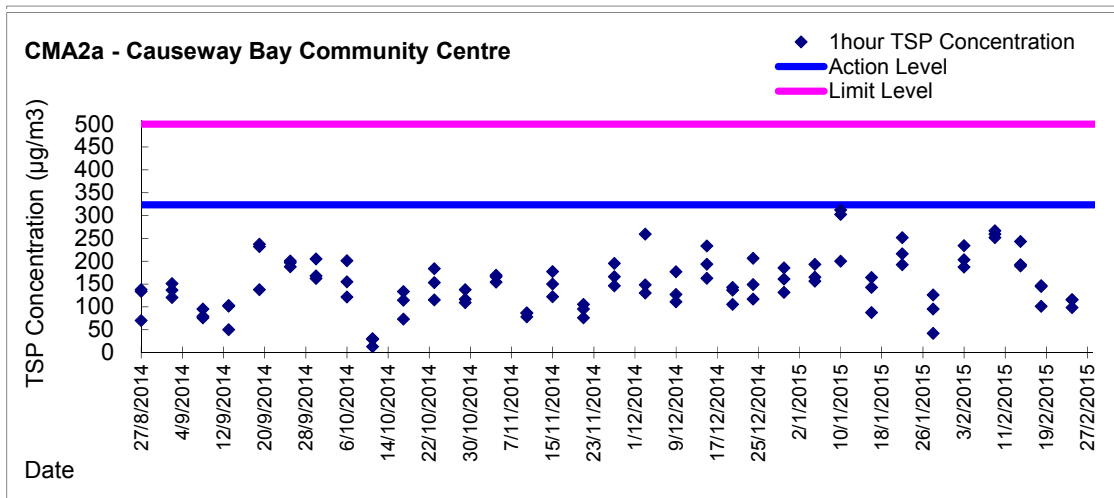
Action Level ($\mu\text{g}/\text{m}^3$) - 325.1
 Limit Level ($\mu\text{g}/\text{m}^3$) - 500

Date	Sampling Time	Weather Condition	Filter paper no.	Filter Weight, g		Elapse Time, hr		Sampling Time, hr	Flow Rate, m^3/min			Total Volume, m^3	TSP Level, $\mu\text{g}/\text{m}^3$
				Initial	Final	Initial	Final		Initial, Q_{si}	Final, Q_{sf}	Average		
3-Feb-15	8:03	Fine	009612	2.8101	2.8180	16530.63	16531.63	1.00	1.44	1.44	1.44	87	91.3
3-Feb-15	9:08	Fine	009609	2.8335	2.8408	16531.63	16532.63	1.00	1.44	1.44	1.44	87	84.3
3-Feb-15	10:15	Fine	009607	2.8225	2.8294	16532.63	16533.63	1.00	1.44	1.44	1.44	87	79.7
9-Feb-15	8:04	Fine	011087	2.7291	2.7395	16557.62	16558.62	1.00	1.36	1.36	1.36	82	127.4
9-Feb-15	9:12	Fine	011090	2.7293	2.7392	16558.62	16559.62	1.00	1.36	1.36	1.36	82	121.3
9-Feb-15	10:15	Fine	011093	2.7102	2.7188	16559.62	16560.62	1.00	1.36	1.36	1.36	82	105.3
14-Feb-15	8:02	Fine	009641	2.8560	2.8663	16584.62	16585.62	1.00	1.35	1.35	1.35	81	126.9
14-Feb-15	9:05	Fine	009644	2.8504	2.8584	16585.62	16586.62	1.00	1.35	1.35	1.35	81	98.6
14-Feb-15	14:31	Fine	009650	2.8640	2.8744	16586.62	16587.62	1.00	1.35	1.35	1.35	81	128.2
18-Feb-15	8:06	Cloudy	011148	2.7296	2.7407	16611.63	16612.63	1.00	1.28	1.28	1.28	77	144.3
18-Feb-15	9:10	Cloudy	011152	2.7277	2.7369	16612.63	16613.63	1.00	1.28	1.28	1.28	77	119.6
18-Feb-15	10:15	Cloudy	011154	2.7218	2.7256	16613.63	16614.63	1.00	1.28	1.28	1.28	77	49.4
24-Feb-15	8:02	Cloudy	011245	2.7743	2.7802	16638.63	16639.63	1.00	1.28	1.28	1.28	77	76.9
24-Feb-15	9:05	Cloudy	011248	2.7925	2.7937	16639.63	16640.63	1.00	1.28	1.28	1.28	77	15.6
24-Feb-15	10:10	Cloudy	011251	2.7920	2.7934	16640.63	16641.63	1.00	1.28	1.28	1.28	77	18.3

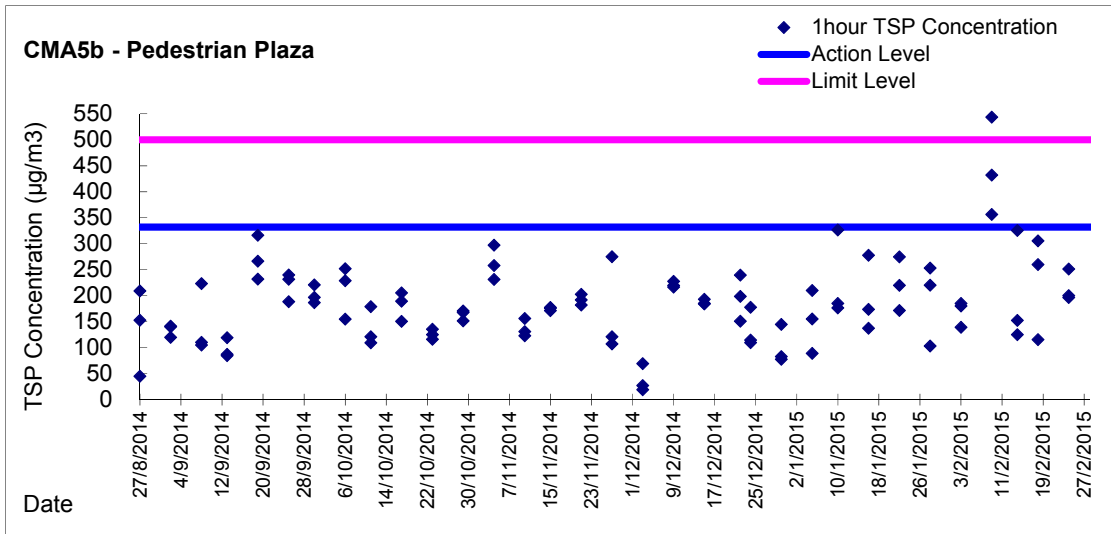
Graphic Presentation of 1 hour TSP Result



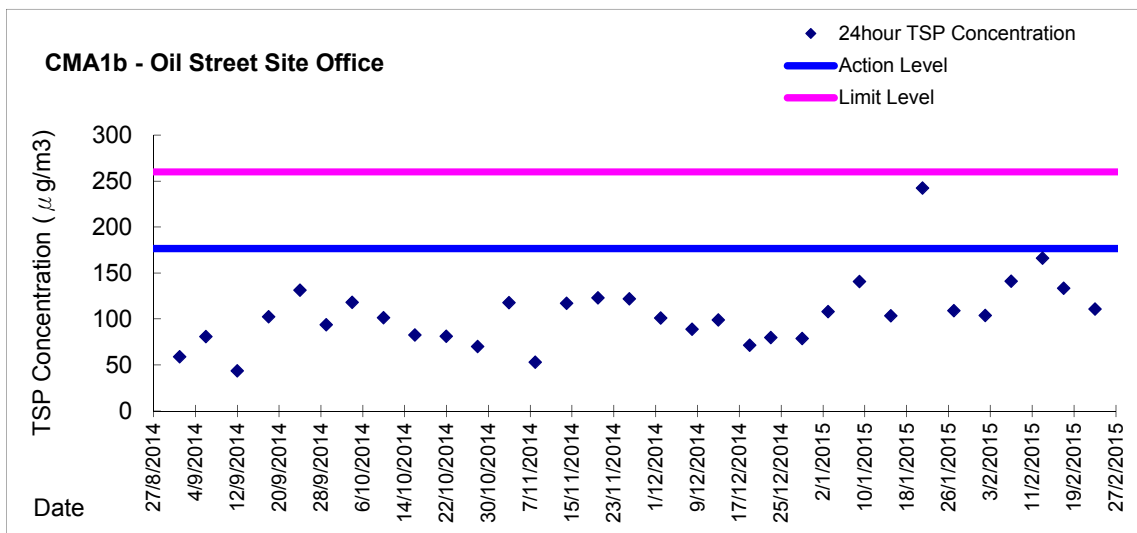
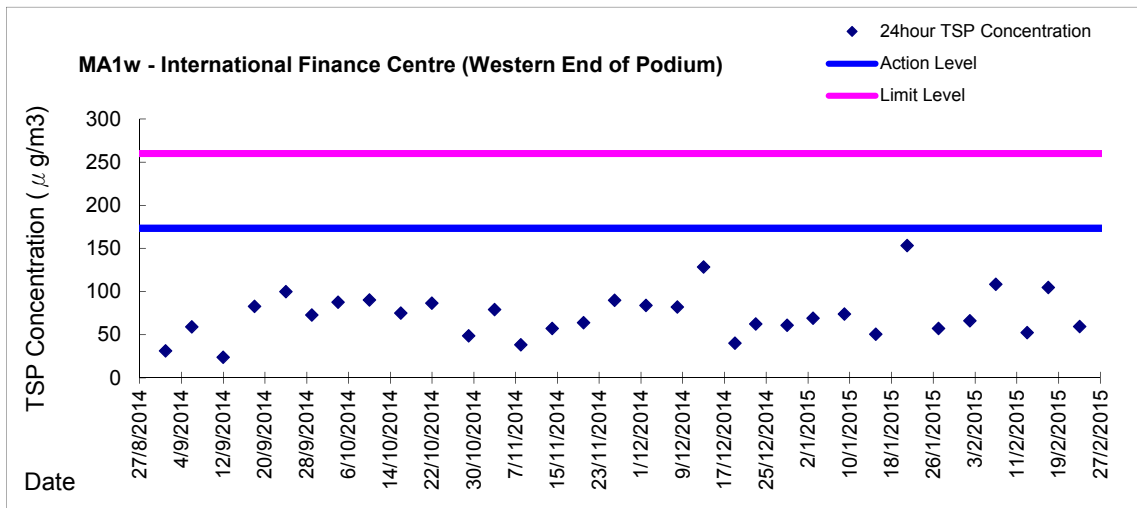
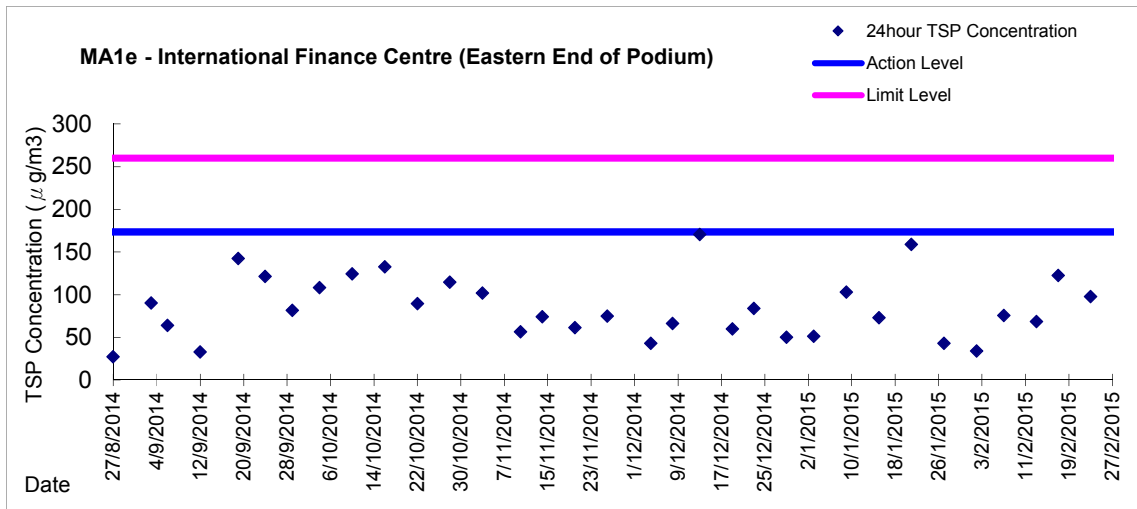
Graphic Presentation of 1 hour TSP Result



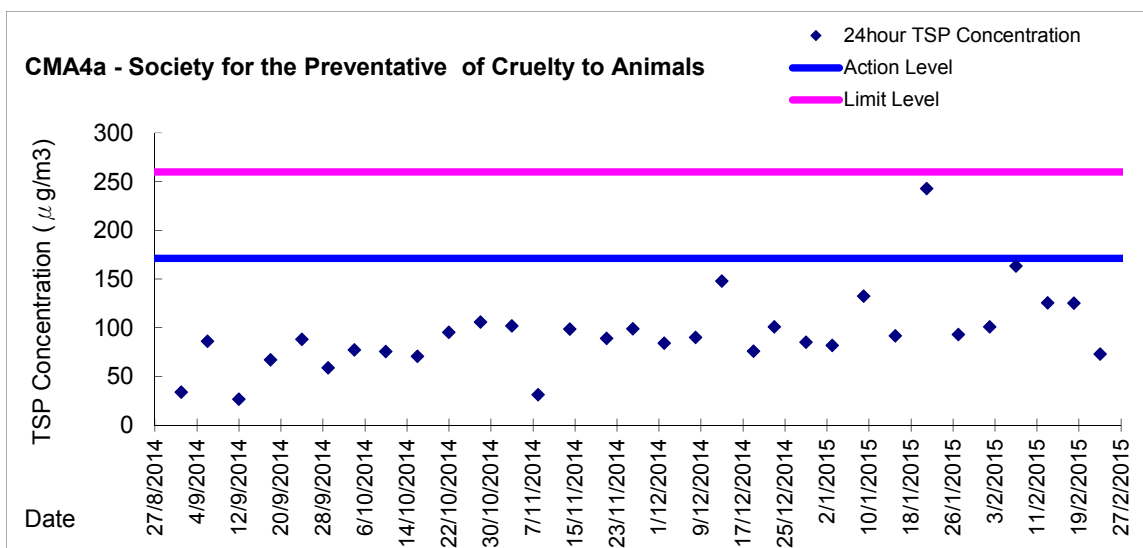
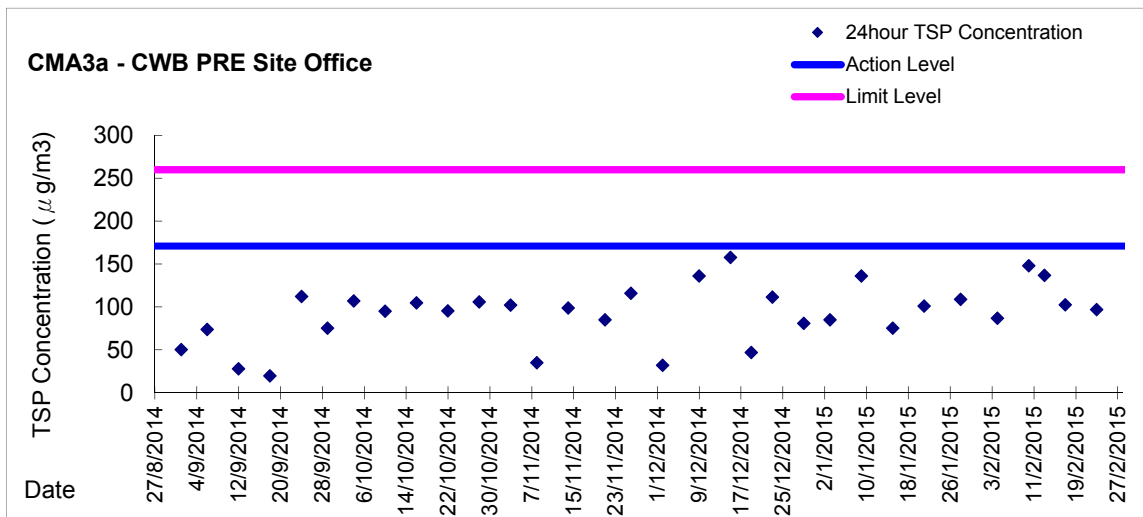
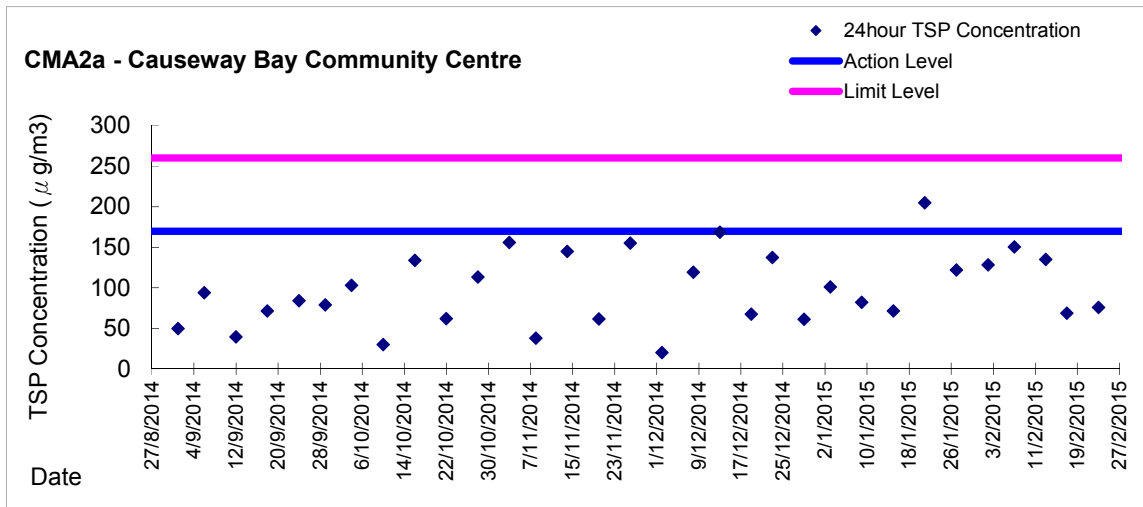
Graphic Presentation of 1 hour TSP Result



Graphic Presentation of 24 hour TSP Result



Graphic Presentation of 24 hour TSP Result





Graphic Presentation of 24 hour TSP Result

